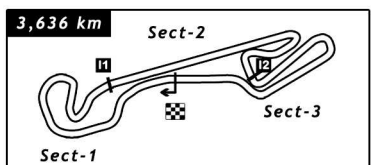


21 & 22 AVRIL 2012

DOCUMENT N°	
Relais 207	CS
Relais 206	
207 THP	CHRONO
Spider	

Cl	Num	Team / Club / Site	Concurrent Titulaire	Cond 2	Tri	Tours	Temps	Ecart	Interv.	M.Tour	Stands	Pénalité
1	669	TEAM VILLEFRANCHE	BAROU Philippe	COQUARD Philippe	Sr	61	2h01:22.423			1:54.300	1	
2	690	MONTBELIARD	CICILIANI Eric	CHAPUIS Fred		61	2h01:23.429	+1.006	+1.006	1:54.124	1	
3	631	VOLANT CLUB TOULOUSAIN	ESTAPER Philippe	ESTAPER Wilfrid		61	2h01:45.993	+23.570	+22.564	1:54.957	1	
4	595	NO LIMIT RACING	COUNIL Guy	COUNIL Guillaume		61	2h01:48.688	+26.265	+2.695	1:55.242	1	
5	571	DMR COMPETITION	PALOUS Mathieu	SIVIGNON Herve		61	2h01:51.449	+29.026	+2.761	1:54.789	1	
6	667	STRASBOURG	KRILL Gilles	GILLETTE Cedric		61	2h01:55.905	+33.482	+4.456	1:54.847	1	
7	566	TEAM CTR	VALLATA Jean-Francois	PECHARD Yannick		61	2h01:59.584	+37.161	+3.679	1:54.048	1	
8	569	TEAM VILLEFRANCHE	FLOS Claude	BANZET Laurent		61	2h02:09.816	+47.393	+10.232	1:55.324	1	
9	671	DMR COMPETITION	GUILLERMIN Rémi	DAUSSE Dominique		61	2h02:22.033	+59.610	+12.217	1:55.552	1	
10	513	NEW TEAM COMPETITION	GARRAUD Christelle	GARRAUD Clément		61	2h03:14.279	+1:51.856	+52.246	1:54.172	1	
11	535	HMC LOHEAC TEAM ENDURANCE	BERNARDEAU Alain	FERRANT Olivier		60	2h01:25.719	+1 Tour	+1 Tour	1:55.642	1	
12	713	NEW TEAM COMPETITION	REVELLO-BERNAT Cléme	POURQUIER Romain		60	2h01:26.714	+1 Tour	+0.995	1:54.991	1	
13	519	MP COMPÉTITION	MORANCE Julien	PREVOST Pierre		60	2h01:37.422	+1 Tour	+10.708	1:56.136	1	
14	771	DMR COMPETITION	PACCOUD Eric	VERDURIER Frédéric		60	2h02:05.193	+1 Tour	+27.771	1:56.245	1	
15	578	SITE DE POISSY	PIFFAULT Gerard	TREMBLAY Vincent		60	2h02:06.042	+1 Tour	+0.849	1:55.885	1	
16	572	RG RACING TEAM	GIGON Florian	ROBERT DAVY		60	2h02:27.251	+1 Tour	+21.209	1:56.046	1	
17	695	NO LIMIT RACING	NICOLLE Thomas	JOURDAIN Jean		60	2h02:37.622	+1 Tour	+10.371	1:54.960	1	
18	506	GENERATION STUNT	SEVEAU Jean-louis	GUILLAUME Dominique		60	2h02:46.783	+1 Tour	+9.161	1:55.935	1	
19	738	ORIGINAL TEAM	BONNOT Eric	KIRSCHER Yves		60	2h03:06.636	+1 Tour	+19.853	1:56.830	1	
20	619	MP COMPÉTITION	VINCENT Claude	BERNARD Jacques	Sr	59	2h01:46.566	+2 Tours	+1 Tour	1:56.900	1	
21	563	TEAM BERNARD RACING	MANSON Frederic	ISSARTEL Dominique	Sr	59	2h02:07.941	+2 Tours	+21.375	1:55.347	1	
22	769	TEAM VILLEFRANCHE	SIMON Yann	FRAPPE Cyrille		59	2h02:14.116	+2 Tours	+6.175	1:56.387	1	
23	715	GPA RACING	RATIER Dimitri	BAREYRE Gerard		58	2h02:12.692	+3 Tours	+1 Tour	1:57.886	1	
24	613	NEW TEAM COMPETITION	HOUSSARD Olivier	DRU Pascal		55	2h02:56.989	+6 Tours	+3 Tours	1:57.046	2	
25	719	MP COMPÉTITION	ESPALIEU Pierre-henri	VINCENT Cédric		51	2h03:50.803	+10 Tours	+4 Tours	1:55.212	2	+1:24.000
26	539	CHAMPAGNOLE	MATHIS Martin	MILLOUX olivier		50	1h41:05.710	+11 Tours	+1 Tour	1:54.981	2	



21 & 22 AVRIL 2012

DOCUMENT N°	
Relais 207	CS
Relais 206	
207 THP	CHRONO
Spider	

Cl	Num	Team / Club / Site	Concurrent Titulaire	Cond 2	Tri	Tours	Temps	Ecart	Interv.	M.Tour	Stands	Pénalité
----	-----	--------------------	----------------------	--------	-----	-------	-------	-------	---------	--------	--------	----------

Concurrents n'ayant pas effectué 75 % de la distance à parcourir.

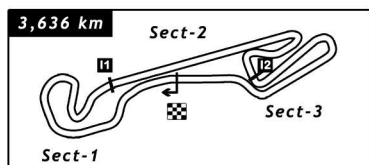
	538	ORIGINAL TEAM	ROGER Hervé	RAILLARD Serge	Sr	10	19:41.709	+51 Tours	+40 Tours	1:55.938	1	
--	-----	---------------	-------------	----------------	----	----	-----------	-----------	-----------	----------	---	--

Meilleur tour : 566 TEAM CTR - 1:54.048

METEO : Nuageux - Piste Sèche

Décision N° 1 de la Direction de Course :

-Pénalité de 1'24" pour le concurrent N° 719 - MP COMPETITION pour non respect de l'arrêt neutralisation.

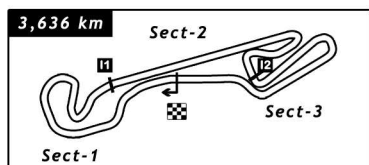


21 & 22 AVRIL 2012

NOGARO
RELAIS 206
Course
Tour par tour

■ Meilleur temps au tour
 ■ Meilleur temps au tour pour le concurrent
 ■ Arrêt aux stands
 ■ Safety Car

Grille	669	631	571	690	595	513	671	719	566	539	563	569	771	538	578	713	667	519	613	695	769	738	572	619	535	506	715
	1.	2.	3.	4.	5.	6.	7.	8.	9.	10.	11.	12.	13.	14.	15.	16.	17.	18.	19.	20.	21.	22.	23.	24.	25.	26.	27.
Départ																											
Tour 1	631	513	669	690	538	566	595	719	571	671	539	569	667	563	695	535	713	519	578	738	613	715	506	769	619	771	572
Tour 2	631	513	669	690	566	538	571	595	719	671	539	667	563	535	569	695	713	519	578	738	613	771	715	769	619	506	572
Tour 3	631	513	669	690	566	538	571	595	671	719	539	667	569	563	535	695	713	519	738	771	578	613	769	619	715	506	572
Tour 4	513	631	669	571	690	566	538	595	671	539	667	719	569	535	563	695	713	519	771	578	738	613	619	769	715	506	572
Tour 5	513	631	690	669	566	538	571	595	671	539	667	569	719	563	535	695	713	519	771	578	738	613	769	619	506	715	572
Tour 6	513	631	690	566	538	669	595	571	671	539	569	667	719	535	563	695	519	713	578	771	738	769	613	619	506	715	572
Tour 7	513	690	631	566	538	669	595	571	671	539	719	667	569	535	563	695	519	713	771	578	738	769	619	613	506	715	572
Tour 8	513	690	631	566	669	571	538	595	671	539	719	667	569	535	695	563	519	713	771	578	738	769	613	619	506	715	572
Tour 9	513	690	631	566	669	538	595	571	539	671	667	569	719	535	695	563	519	713	771	578	738	769	619	613	506	572	715
Tour 10	513	690	566	631	669	595	571	539	667	569	671	719	538	535	695	563	519	713	771	578	769	738	619	613	506	572	715
Tour 11	513	690	566	631	669	595	571	667	539	569	671	719	695	535	519	563	713	771	578	769	738	613	619	506	572	715	
Tour 12	513	690	566	669	631	571	595	667	569	539	671	719	695	535	519	713	563	771	578	769	738	619	613	506	715	572	
Tour 13	690	513	566	669	631	571	595	667	539	569	671	719	535	695	519	713	563	771	578	769	738	619	613	506	572	715	
Tour 14	690	513	669	566	631	595	571	539	667	569	671	719	695	535	519	563	713	771	578	769	738	619	613	506	572	715	
Tour 15	690	513	566	669	595	571	631	569	667	539	671	535	695	519	563	713	769	771	578	738	619	613	506	572	715	719	
Tour 16	690	513	566	669	595	631	571	569	667	539	671	695	535	519	563	713	771	578	769	738	506	619	613	572	715	719	
Tour 17	690	513	566	669	595	571	631	569	667	539	671	695	535	519	563	713	769	771	578	738	506	619	613	715	572	719	
Tour 18	690	513	566	669	595	571	631	569	539	667	671	695	535	519	563	713	771	578	738	619	506	613	715	769	572	719	
Tour 19	690	566	513	669	595	631	571	569	667	539	671	535	695	519	713	563	771	578	738	506	619	613	715	769	572	719	
Tour 20	690	566	513	669	595	631	571	569	667	539	671	535	695	519	563	713	771	578	738	506	619	613	715	769	572	719	
Tour 21	566	690	513	669	595	631	571	539	569	667	671	535	695	519	563	713	771	578	738	506	619	613	715	769	572	719	

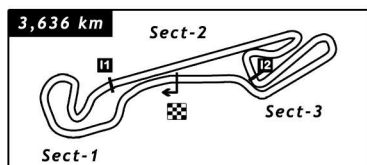


21 & 22 AVRIL 2012

NOGARO
RELAIS 206
Course
Tour par tour

■ Meilleur temps au tour
 ■ Meilleur temps au tour pour le concurrent
 ■ Arrêt aux stands
 ■ Safety Car

Grille	669	631	571	690	595	513	671	719	566	539	563	569	771	538	578	713	667	519	613	695	769	738	572	619	535	506	715
Tour 22	566	690	513	669	595	631	571	569	539	667	671	695	535	519	563	713	771	578	738	506	619	715	769	572	613	719	
Tour 23	566	690	513	669	595	631	571	569	539	667	671	535	695	519	563	713	771	578	738	506	619	715	769	572	613	719	
Tour 24	566	690	513	669	595	631	571	539	667	569	671	695	535	519	563	713	771	578	506	738	619	715	572	769	613	719	
Tour 25	690	566	513	669	595	571	667	539	569	631	671	695	535	519	563	713	771	578	506	738	619	715	572	769	613	719	
Tour 26	690	566	513	669	595	539	667	571	569	671	695	535	519	563	713	771	578	506	738	619	715	631	572	769	613	719	
Tour 27	690	566	513	669	595	539	667	569	571	671	695	535	519	563	713	771	578	506	738	619	715	631	572	769	613	719	
Tour 28	690	566	669	513	595	539	667	569	671	535	695	519	563	713	771	578	506	738	619	715	631	571	572	769	613	719	
Tour 29	566	690	669	513	595	539	667	569	671	535	519	563	771	578	506	619	715	631	571	695	713	738	572	769	613	719	
Tour 30	566	690	669	513	595	539	667	569	671	535	519	771	506	578	619	715	631	571	695	713	563	738	572	769	613	719	
Tour 31	566	690	669	513	595	539	667	569	671	535	519	771	506	619	715	631	571	695	713	578	563	738	572	769	613	719	
Tour 32	566	690	669	595	667	539	569	671	535	519	506	619	715	513	631	571	695	771	713	578	563	572	738	769	613	719	
Tour 33	566	690	669	595	539	569	667	671	535	519	506	619	631	571	513	695	771	713	578	563	572	738	769	715	613	719	
Tour 34	566	690	669	595	539	569	671	535	519	506	619	631	571	513	667	695	771	713	578	563	572	738	769	715	613	719	
Tour 35	566	690	669	595	539	671	535	506	619	631	569	571	513	667	519	695	713	771	578	563	572	738	769	715	613	719	
Tour 36	566	690	669	595	539	671	535	619	631	569	571	667	513	519	695	713	771	578	563	506	572	738	769	715	613	719	
Tour 37	566	690	669	595	539	671	619	569	571	631	667	513	535	519	695	713	771	578	563	506	572	738	769	715	613	719	
Tour 38	566	690	669	595	539	671	631	571	569	667	513	535	519	695	713	771	578	563	506	572	738	769	619	715	613	719	
Tour 39	566	690	669	671	595	539	631	571	569	667	513	535	519	695	713	771	578	563	506	572	738	769	619	715	613	719	
Tour 40	566	690	669	671	595	539	631	571	569	667	513	535	519	713	695	771	578	563	506	572	738	769	619	715	613	719	
Tour 41	566	690	671	669	595	539	631	571	569	667	513	535	519	713	695	771	578	563	506	572	738	769	619	715	613	719	
Tour 42	566	671	690	669	595	539	631	571	569	667	513	535	519	713	695	771	578	563	506	572	738	769	619	715	613	719	
Tour 43	566	690	669	539	595	631	571	569	667	671	513	535	519	713	695	771	578	506	572	738	619	769	563	715	613	719	
Tour 44	566	690	669	595	539	631	571	569	667	671	513	535	519	713	771	695	578	506	572	738	619	769	563	715	613	719	



21 & 22 AVRIL 2012

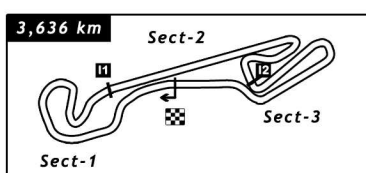
NOGARO
RELAIS 206
Course
Tour par tour

■ Meilleur temps au tour
 ■ Meilleur temps au tour pour le concurrent
 ■ Arrêt aux stands
 ■ Safety Car

Grille	669	631	571	690	595	513	671	719	566	539	563	569	771	538	578	713	667	519	613	695	769	738	572	619	535	506	715
Tour 45	566	690	669	595	539	631	571	569	667	671	513	535	519	713	771	695	578	572	506	738	619	769	563	715	613	719	
Tour 46	566	690	669	539	595	631	571	569	667	671	513	535	519	713	771	695	578	572	506	738	619	769	563	715	613	719	
Tour 47	566	690	669	539	595	631	571	569	667	671	513	535	519	713	771	695	578	572	506	738	619	769	563	715	613	719	
Tour 48	690	566	669	539	595	631	571	569	667	671	513	535	519	713	771	695	578	572	506	738	619	769	563	715	613	719	
Tour 49	690	669	566	539	595	631	571	667	569	671	513	535	519	713	771	695	578	572	506	738	619	769	563	715	613	719	
Tour 50	690	669	566	595	631	571	667	569	671	539	513	535	519	713	771	578	695	572	506	738	619	769	563	715	613	719	
Tour 51	690	669	566	595	631	571	667	569	671	513	535	519	713	771	578	695	572	506	738	619	769	563	715	613	719		
Tour 52	690	669	566	631	595	571	667	569	671	513	535	713	519	771	578	695	572	506	738	619	769	563	715	613			
Tour 53	690	669	566	631	595	571	667	569	671	513	535	713	519	771	578	695	572	506	738	619	769	563	715	613			
Tour 54	690	669	566	631	595	571	667	569	671	513	535	713	519	771	578	695	572	506	738	619	769	563	715	613			
Tour 55	690	669	631	566	595	571	667	569	671	513	535	713	519	771	578	695	572	506	738	619	769	563	715	613			
Tour 56	669	690	631	566	595	571	667	569	671	513	535	713	519	771	578	695	572	506	738	619	769	563	715				
Tour 57	690	669	631	595	566	571	667	569	671	513	535	713	519	771	578	695	572	506	738	619	769	563	715				
Tour 58	669	690	631	595	571	566	667	569	671	513	535	713	519	771	578	572	695	506	738	619	563	769	715				
Tour 59	669	690	631	595	571	566	667	569	671	513	535	713	519	771	578	572	695	506	738	619	563	769					
Tour 60	669	690	631	595	571	667	566	569	671	513	535	713	519	771	578	572	695	506	738								
Tour 61	669	690	631	595	571	667	566	569	671	513																	

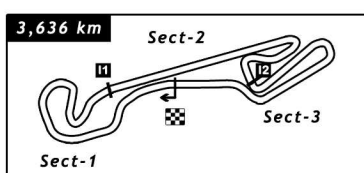
21 & 22 AVRIL 2012

Seq	Heure	Secteur 1	Secteur 2	Secteur 3	Tour	Temps
506 GENERATION STUNT						
3						START
57	2:13.872	47.675	37.634	41.967	1	
85	4:16.535	42.474	38.695	41.494	2	2:02.663
112	6:18.783	41.090	36.068	45.090	3	2:02.248
139	8:21.127	42.902	38.396	41.046	4	2:02.344
165	10:21.868	42.692	37.703	40.346	5	2:00.741
192	12:22.370	43.144	34.819	42.539	6	2:00.502
219	14:23.290	40.776	37.702	42.442	7	2:00.920
246	16:22.907	39.525	39.966	40.126	8	1:59.617
273	18:23.457	40.825	37.138	42.587	9	2:00.550
300	20:22.242	38.347	37.182	43.256	10	1:58.785
326	22:22.189	42.536	34.419	42.992	11	1:59.947
352	24:20.216	40.071	36.882	41.074	12	1:58.027
378	26:19.662	40.262	38.827	40.357	13	1:59.446
408	28:17.464	42.379	32.969	42.454	14	1:57.802
441	30:16.785	42.730	34.845	41.746	15	1:59.321
470	32:13.086	41.233	32.571	42.497	16	1:56.301
494	34:12.343	43.999	34.880	40.378	17	1:59.257
519	36:11.659	42.613	35.691	41.012	18	1:59.316
544	38:07.594	40.474	37.028	38.433	19	1:55.935
573	40:06.037	39.622	39.836	38.985	20	1:58.443
598	42:05.178	37.915	40.577	40.649	21	1:59.141
624	44:03.124	41.115	35.795	41.036	22	1:57.946
648	46:02.360	38.351	38.279	42.606	23	1:59.236
672	47:59.986	42.463	32.055	43.108	24	1:57.626
700	49:58.077	41.411	35.630	41.050	25	1:58.091
733	51:56.064	41.657	31.944	44.386	26	1:57.987
760	53:53.821	41.743	36.832	39.182	27	1:57.757
793	55:53.722	43.122	35.627	41.152	28	1:59.901
822	57:49.817	41.063	34.097	40.935	29	1:56.095
852	59:47.749	40.665	38.233	39.034	30	1:57.932
889	1h01:47.266	43.209	35.514	40.794	31	1:59.517
922	1h03:44.582	42.189	33.531	41.596	32	1:57.316
949	1h05:42.486	40.377	36.294	41.233	33	1:57.904
976	1h07:41.518	40.764	36.008	42.260	34	1:59.032
1006	[IN] 1h09:44.882	39.438	37.009	46.917	35	
1053	OUT] 1h13:23.672				35	3:38.790
1081	1h15:21.092		37.843	40.219	36	
1107	1h17:18.899	40.664	35.086	42.057	37	1:57.807
1133	1h19:17.169	42.657	33.542	42.071	38	1:58.270
1161	1h21:16.402	42.276	32.406	44.551	39	1:59.233
1189	1h23:13.980	39.685	37.715	40.178	40	1:57.578
1216	1h25:13.932	42.086	32.941	44.925	41	1:59.952



21 & 22 AVRIL 2012

Seq	Heure	Secteur 1	Secteur 2	Secteur 3	Tour	Temps
1242	1h27:10.475	39.810	35.571	41.162	42	1:56.543
1267	1h29:10.043	35.225	42.164	42.179	43	1:59.568
1295	1h31:06.523	41.561	34.903	40.016	44	1:56.480
1322	1h33:06.188	41.393	35.375	42.897	45	1:59.665
1349	1h35:04.899	41.991	36.043	40.677	46	1:58.711
1375	1h37:01.016	41.184	35.052	39.881	47	1:56.117
1407	1h38:59.780	43.025	35.210	40.529	48	1:58.764
1435	1h40:58.545	42.454	35.511	40.800	49	1:58.765
1465	1h42:56.977	38.995	40.638	38.799	50	1:58.432
1490	1h44:54.979	42.709	36.026	39.267	51	1:58.002
1516	1h46:54.560	42.194	36.976	40.411	52	1:59.581
1541	1h48:52.691	42.859	32.857	42.415	53	1:58.131
1566	1h50:51.185	39.827	37.205	41.462	54	1:58.494
1591	1h52:50.693	41.759	34.397	43.352	55	1:59.508
1616	1h54:48.938	42.240	36.326	39.679	56	1:58.245
1642	1h56:48.725	40.597	38.061	41.129	57	1:59.787
1667	1h58:46.895	36.083	41.041	41.046	58	1:58.170
1692	2h00:46.512	42.185	33.665	43.767	59	1:59.617
1696	2h01:19.041					FINISH
1720	2h02:46.783	42.629	33.330	44.312	60	2:00.271

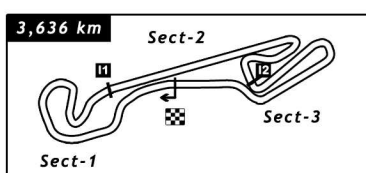


21 & 22 AVRIL 2012

Seq Heure Secteur 1 Secteur 2 Secteur 3 Tour Temps

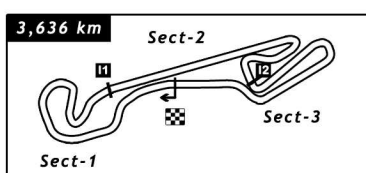
513 NEW TEAM COMPETITION

Seq	Heure	Secteur 1	Secteur 2	Secteur 3	Tour	Temps
3						START
34	2:01.186	44.620	34.605	39.675	1	
61	3:56.903	41.222	34.895	39.600	2	1:55.717
88	5:53.211	41.250	33.519	41.539	3	1:56.308
114	7:48.874	35.384	40.226	40.053	4	1:55.663
141	9:45.315	42.709	33.314	40.418	5	1:56.441
168	11:40.508	41.647	34.325	39.221	6	1:55.193
195	13:36.122	39.187	37.476	38.951	7	1:55.614
222	15:31.621	42.907	34.031	38.561	8	1:55.499
249	17:29.348	41.168	32.906	43.653	9	1:57.727
276	19:24.806	40.341	34.135	40.982	10	1:55.458
303	21:18.978	40.360	32.487	41.325	11	1:54.172
329	23:14.813	40.721	34.663	40.451	12	1:55.835
356	25:11.696	41.692	34.935	40.256	13	1:56.883
383	27:07.401	41.915			14	1:55.705
416	29:03.162	38.222	35.020	42.519	15	1:55.761
448	30:59.807	39.502	35.740	41.403	16	1:56.645
475	32:55.557	38.570	34.203	42.977	17	1:55.750
501	34:51.069	41.178	32.262	42.072	18	1:55.512
525	36:47.433	42.059	33.131	41.174	19	1:56.364
550	38:44.358	43.092	34.797	39.036	20	1:56.925
579	40:40.126	41.871	34.353	39.544	21	1:55.768
603	42:36.349	38.662	38.407	39.154	22	1:56.223
628	44:32.206	40.019	37.688	38.150	23	1:55.857
653	46:29.705	41.245	34.273	41.981	24	1:57.499
677	48:26.760	41.983	32.286	42.786	25	1:57.055
706	50:22.656	42.213	35.354	38.329	26	1:55.896
738	52:18.878	38.565	37.629	40.028	27	1:56.222
767	54:17.955	43.222	35.013	40.842	28	1:59.077
800	56:13.622	40.502	31.810	43.355	29	1:55.667
828	58:09.480	40.634	35.518	39.706	30	1:55.858
862	[IN] 1h00:08.176	39.074	37.787	41.835	31	
916	OUT] 1h03:20.239				31	3:12.063
943	1h05:19.571		36.117	42.559	32	
972	1h07:21.032	40.862	36.759	43.840	33	2:01.461
997	1h09:21.526	42.014	36.939	41.541	34	2:00.494
1027	1h11:21.805	43.538	35.445	41.296	35	2:00.279
1054	1h13:22.886	41.792	38.808	40.481	36	2:01.081
1082	1h15:22.407	43.327	36.763	39.431	37	1:59.521
1111	1h17:25.041	42.635	35.716	44.283	38	2:02.634
1137	1h19:24.606	43.405	35.932	40.228	39	1:59.565
1163	1h21:25.599	43.316	36.313	41.364	40	2:00.993
1191	1h23:24.007	42.696	36.116	39.596	41	1:58.408
1218	1h25:25.136	40.981	38.359	41.789	42	2:01.129



21 & 22 AVRIL 2012

Seq	Heure	Secteur 1	Secteur 2	Secteur 3	Tour	Temps
1244	1h27:24.389	40.211	38.943	40.099	43	1:59.253
1271	1h29:24.881	35.486	44.090	40.916	44	2:00.492
1298	1h31:24.223	41.678	36.748	40.916	45	1:59.342
1324	1h33:23.467	41.486	36.071	41.687	46	1:59.244
1350	1h35:23.590	40.603	38.773	40.747	47	2:00.123
1376	1h37:22.000	40.937	36.783	40.690	48	1:58.410
1410	1h39:22.326	40.843	38.919	40.564	49	2:00.326
1441	1h41:22.476	43.362	36.116	40.672	50	2:00.150
1468	1h43:20.162	43.119	33.262	41.305	51	1:57.686
1493	1h45:20.829	39.630	37.294	43.743	52	2:00.667
1520	1h47:19.447	40.161	36.493	41.964	53	1:58.618
1545	1h49:18.646	40.691	38.557	39.951	54	1:59.199
1570	1h51:19.994	40.934	37.759	42.655	55	2:01.348
1595	1h53:17.777	39.625	37.476	40.682	56	1:57.783
1620	1h55:16.426	40.973	37.032	40.644	57	1:58.649
1645	1h57:15.542	41.779	34.626	42.711	58	1:59.116
1670	1h59:15.417	41.468	36.304	42.103	59	1:59.875
1695	2h01:16.099	40.859	36.853	42.970	60	2:00.682
1696	2h01:19.041					FINISH
1723	2h03:14.279	42.588	35.996	39.596	61	1:58.180

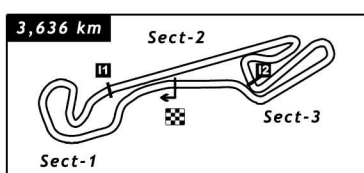


21 & 22 AVRIL 2012

Seq Heure Secteur 1 Secteur 2 Secteur 3 Tour Temps

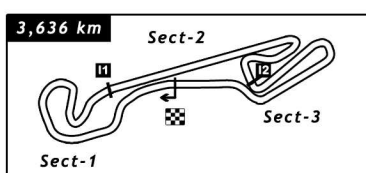
519 MP COMPÉTITION

Seq	Heure	Secteur 1	Secteur 2	Secteur 3	Tour	Temps
3						START
50	2:09.669	47.986	35.565	41.618	1	
77	4:06.829	40.333	35.957	40.870	2	1:57.160
104	6:05.842	41.623	37.205	40.185	3	1:59.013
131	8:02.699	41.790	35.540	39.527	4	1:56.857
158	10:00.500	41.047	36.661	40.093	5	1:57.801
184	11:57.467	41.596	36.820	38.551	6	1:56.967
211	13:56.139	37.849	40.324	40.499	7	1:58.672
238	15:53.099	41.536	32.847	42.577	8	1:56.960
265	17:51.175	39.974	37.074	41.028	9	1:58.076
292	19:49.856	43.133	35.174	40.374	10	1:58.681
317	21:49.086	43.319	34.967	40.944	11	1:59.230
343	23:47.872	41.078	33.430	44.278	12	1:58.786
369	25:44.183	40.110	34.565	41.636	13	1:56.311
397	27:41.617	42.711	34.793	39.930	14	1:57.434
429	29:40.078	42.805	36.083	39.573	15	1:58.461
461	31:37.511	42.290	35.322	39.821	16	1:57.433
487	33:35.211	40.449	38.442	38.809	17	1:57.700
513	35:32.595	42.674	34.908	39.802	18	1:57.384
537	37:32.353	40.032	38.262	41.464	19	1:59.758
564	39:28.983	38.718	35.341	42.571	20	1:56.630
590	41:26.559	39.212	37.456	40.908	21	1:57.576
615	43:25.410	43.658	31.966	43.227	22	1:58.851
640	45:22.255	41.772	32.320	42.753	23	1:56.845
665	47:19.840	42.608	36.124	38.853	24	1:57.585
693	49:18.823	42.656	33.829	42.498	25	1:58.983
723	51:15.526	40.798	36.561	39.344	26	1:56.703
750	53:12.855	41.050	36.805	39.474	27	1:57.329
778	55:10.585	41.270	37.383	39.077	28	1:57.730
809	57:09.463	43.701	34.835	40.342	29	1:58.878
840	59:06.880	40.286	33.555	43.576	30	1:57.417
879	1h01:04.201	39.559	35.997	41.765	31	1:57.321
913	1h03:03.283	40.585	36.042	42.455	32	1:59.082
941	1h05:00.865	42.319	33.664	41.599	33	1:57.582
969	[IN] 1h07:03.123	36.043	40.847	45.368	34	
1012	OUT] 1h10:06.403				34	3:03.280
1038	1h12:03.715		36.927	42.889	35	
1065	1h14:01.697	42.148	34.706	41.128	36	1:57.982
1091	1h16:01.914	43.901	33.988	42.328	37	2:00.217
1118	1h18:03.008	41.673			38	2:01.094
1143	1h20:01.236	42.376	35.276	40.576	39	1:58.228
1168	1h22:00.875	44.151	34.748	40.740	40	1:59.639
1195	1h23:59.965	43.211	32.112	43.767	41	1:59.090
1222	1h25:58.560	41.334	37.605	39.656	42	1:58.595



21 & 22 AVRIL 2012

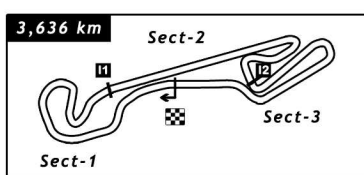
Seq	Heure	Secteur 1	Secteur 2	Secteur 3	Tour	Temps
1248	1h27:58.781	43.970	35.724	40.527	43	2:00.221
1276	1h29:57.093	42.252	35.809	40.251	44	1:58.312
1302	1h31:57.046	43.129	36.368	40.456	45	1:59.953
1329	1h33:54.312	41.743	36.123	39.400	46	1:57.266
1355	1h35:55.063	42.785	33.513	44.453	47	2:00.751
1382	1h37:52.343	39.981	36.386	40.913	48	1:57.280
1416	1h39:51.553	42.194	34.859	42.157	49	1:59.210
1446	1h41:50.788	42.527	37.444	39.264	50	1:59.235
1472	1h43:50.488	40.721	34.360	44.619	51	1:59.700
1498	1h45:51.206	40.055	35.726	44.937	52	2:00.718
1526	1h47:48.840	40.299	35.897	41.438	53	1:57.634
1550	1h49:48.752	43.740	33.265	42.907	54	1:59.912
1575	1h51:44.888	40.072	32.381	43.683	55	1:56.136
1600	1h53:42.944	42.149	37.089	38.818	56	1:58.056
1625	1h55:42.576	42.595	34.970	42.067	57	1:59.632
1650	1h57:40.383	41.084	34.014	42.709	58	1:57.807
1675	1h59:40.163	42.601	35.569	41.610	59	1:59.780
1696	2h01:19.041					FINISH
1702	2h01:37.422	40.473	35.721	41.065	60	1:57.259



Seq Heure Secteur 1 Secteur 2 Secteur 3 Tour Temps

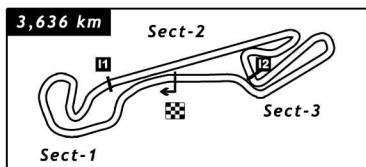
535 HMC LOHEAC TEAM ENDURANCE

Seq	Heure	Secteur 1	Secteur 2	Secteur 3	Tour	Temps
3						START
48	2:08.686	46.495	35.419	41.722	1	
74	4:04.987	40.257	35.454	40.590	2	1:56.301
101	6:02.261	41.022	37.388	38.864	3	1:57.274
127	7:59.622	40.524	37.993	38.844	4	1:57.361
154	9:59.230	40.797	37.519	41.292	5	1:59.608
181	11:54.872	39.996	37.091	38.555	6	1:55.642
208	13:51.666	39.555	34.969	42.270	7	1:56.794
235	15:49.148	42.184	33.168	42.130	8	1:57.482
262	17:46.307	41.318	33.632	42.209	9	1:57.159
289	19:43.214	42.241	34.907	39.759	10	1:56.907
316	21:41.568	42.301	36.137	39.916	11	1:58.354
342	23:38.993	42.431	32.919	42.075	12	1:57.425
367	25:36.363	37.485	37.401	42.484	13	1:57.370
395	27:34.937	40.206	37.947	40.421	14	1:58.574
427	29:31.706	39.838	29.506	47.425	15	1:56.769
460	31:29.823	40.956	35.389	41.772	16	1:58.117
486	33:26.562	40.185	36.787	39.767	17	1:56.739
512	35:24.615	39.716	37.291	41.046	18	1:58.053
534	37:22.300	37.976	36.725	42.984	19	1:57.685
561	39:19.042	41.399	32.853	42.490	20	1:56.742
588	41:16.222	41.862	36.607	38.711	21	1:57.180
614	43:15.508	43.078	35.584	40.624	22	1:59.286
639	45:11.685	40.569	36.197	39.411	23	1:56.177
664	47:08.383	38.627	38.060	40.011	24	1:56.698
692	49:05.311	39.229	38.985	38.714	25	1:56.928
721	51:02.530	42.961	34.138	40.120	26	1:57.219
749	53:02.217	39.886	38.822	40.979	27	1:59.687
775	54:58.467	40.810	34.779	40.661	28	1:56.250
808	56:56.723	41.552	35.648	41.056	29	1:58.256
838	58:56.212	43.013	35.746	40.730	30	1:59.489
876	1h00:52.977	39.893	36.156	40.716	31	1:56.765
909	1h02:48.793	36.805	40.492	38.519	32	1:55.816
938	1h04:46.291	42.908	35.350	39.240	33	1:57.498
964	1h06:45.815	40.290	36.068	43.166	34	1:59.524
991	1h08:44.080	38.836	37.769	41.660	35	1:58.265
1020	[IN] 1h10:48.208	40.598	38.895	44.635	36	
1061	OUT] 1h13:50.520				36	3:02.312
1089	1h15:49.457		39.495	41.056	37	
1115	1h17:48.275	42.486	35.953	40.379	38	1:58.818
1139	1h19:48.680	39.658	38.377	42.370	39	2:00.405
1165	1h21:46.447	40.476	38.393	38.898	40	1:57.767
1193	1h23:47.702	39.963	35.612	45.680	41	2:01.255
1220	1h25:45.308	35.384	41.750	40.472	42	1:57.606



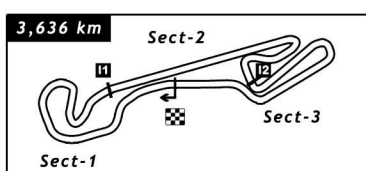
21 & 22 AVRIL 2012

Seq	Heure	Secteur 1	Secteur 2	Secteur 3	Tour	Temps
1246	1h27:44.086	40.031	39.660	39.087	43	1:58.778
1274	1h29:43.323	41.422	37.212	40.603	44	1:59.237
1301	1h31:43.037	42.448	35.367	41.899	45	1:59.714
1328	1h33:43.116	39.961	38.349	41.769	46	2:00.079
1354	1h35:40.093	42.105	32.547	42.325	47	1:56.977
1381	1h37:40.690	39.843	37.279	43.475	48	2:00.597
1414	1h39:38.025	40.930	33.145	43.260	49	1:57.335
1444	1h41:38.512	43.070	33.989	43.428	50	2:00.487
1470	1h43:37.008	42.705	33.457	42.334	51	1:58.496
1495	1h45:36.030	42.774	34.634	41.614	52	1:59.022
1521	1h47:34.837	42.470	36.240	40.097	53	1:58.807
1546	1h49:33.198	41.345	38.145	38.871	54	1:58.361
1571	1h51:32.342	42.370	35.613	41.161	55	1:59.144
1596	1h53:31.966	40.851	36.378	42.395	56	1:59.624
1621	1h55:29.031	41.421	37.042	38.602	57	1:57.065
1646	1h57:28.577	43.724	35.629	40.193	58	1:59.546
1673	1h59:27.819	39.987	38.792	40.463	59	1:59.242
1696	2h01:19.041					FINISH
1699	2h01:25.719	41.970	36.543	39.387	60	1:57.900



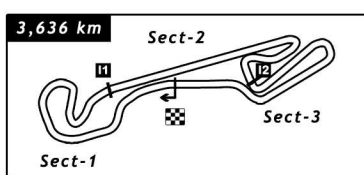
21 & 22 AVRIL 2012

Seq	Heure	Secteur 1	Secteur 2	Secteur 3	Tour	Temps
538 ORIGINAL TEAM						
3						START
39	2:03.694	45.180	35.211	39.936	1	
66	4:00.215	41.222	35.093	40.206	2	1:56.521
93	5:56.515	41.017	35.049	40.234	3	1:56.300
120	7:52.453	35.368	42.088	38.482	4	1:55.938
147	9:49.274	41.449	33.979	41.393	5	1:56.821
174	11:45.249	41.647	34.731	39.597	6	1:55.975
201	13:41.245	39.458	36.014	40.524	7	1:55.996
228	15:38.039	42.958	33.008	40.828	8	1:56.794
255	17:34.087	41.139	35.400	39.509	9	1:56.048
288	[IN] 19:41.709	40.896	36.932	49.794	10	
1696	2h01:19.041					FINISH



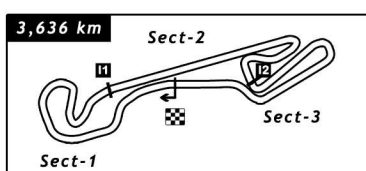
21 & 22 AVRIL 2012

Seq	Heure	Secteur 1	Secteur 2	Secteur 3	Tour	Temps
539 CHAMPAGNOLE						
3						START
43	2:05.275	45.999	35.535	40.323	1	
70	4:02.573	41.531	34.735	41.032	2	1:57.298
97	5:58.885	41.103	34.969	40.240	3	1:56.312
123	7:54.981	35.653	41.969	38.474	4	1:56.096
150	9:51.880	41.460	34.208	41.231	5	1:56.899
177	11:47.548	41.617	34.409	39.642	6	1:55.668
204	13:43.210	38.023	37.514	40.125	7	1:55.662
231	15:39.739	42.793	32.721	41.015	8	1:56.529
257	17:35.110	41.050	35.014	39.307	9	1:55.371
283	19:34.876	40.441	37.449	41.876	10	1:59.766
310	21:30.978	40.159	36.313	39.630	11	1:56.102
336	23:28.648	39.900	34.607	43.163	12	1:57.670
362	25:24.658	39.077	32.466	44.467	13	1:56.010
390	27:19.639	40.404	35.300	39.277	14	1:54.981
423	29:16.896	42.143	29.319	45.795	15	1:57.257
454	31:13.794	41.320	34.628	40.950	16	1:56.898
481	33:09.767	40.572	34.687	40.714	17	1:55.973
507	35:05.661	40.205	35.525	40.164	18	1:55.894
530	37:01.510	41.591	31.095	43.163	19	1:55.849
555	38:58.416	39.942	34.764	42.200	20	1:56.906
584	40:54.443	40.265	33.462	42.300	21	1:56.027
609	42:50.676	38.909	36.362	40.962	22	1:56.233
634	44:46.402	36.547	39.333	39.846	23	1:55.726
659	46:43.241	40.621	33.825	42.393	24	1:56.839
682	48:39.559	41.137	34.475	40.706	25	1:56.318
710	50:34.703	39.042	36.840	39.262	26	1:55.144
741	52:30.799	39.441	36.833	39.822	27	1:56.096
769	54:28.452	40.885	36.983	39.785	28	1:57.653
802	56:24.784	40.815	34.655	40.862	29	1:56.332
831	58:21.015	40.491	36.615	39.125	30	1:56.231
867	1h00:18.264	43.113	34.315	39.821	31	1:57.249
901	1h02:15.660	40.404	36.467	40.525	32	1:57.396
928	1h04:12.021	39.736	37.988	38.637	33	1:56.361
955	1h06:07.915	40.557	35.046	40.291	34	1:55.894
984	1h08:06.809	38.861	36.458	43.575	35	1:58.894
1011	1h10:03.215	37.390	37.274	41.742	36	1:56.406
1037	1h11:59.837	39.832	36.099	40.691	37	1:56.622
1064	[IN] 1h14:01.391	42.083	34.625	44.846	38	
1102	OUT] 1h17:02.660				38	3:01.269
1128	1h18:55.191		34.693	40.032	39	
1155	1h20:52.845	42.634	32.008	43.012	40	1:57.654
1181	1h22:51.330	39.015	39.394	40.076	41	1:58.485
1207	1h24:47.859	40.236	35.051	41.242	42	1:56.529



21 & 22 AVRIL 2012

Seq	Heure	Secteur 1	Secteur 2	Secteur 3	Tour	Temps
1233	1h26:44.197	40.149	33.717	42.472	43	1:56.338
1258	1h28:40.640	41.275	26.553	48.615	44	1:56.443
1287	1h30:37.546	42.022	35.528	39.356	45	1:56.906
1312	1h32:33.687	43.028	31.932	41.181	46	1:56.141
1338	1h34:30.733	43.177	34.281	39.588	47	1:57.046
1364	1h36:26.742	36.305	40.384	39.320	48	1:56.009
1394	1h38:23.073	41.589	35.571	39.171	49	1:56.331
1436	[IN] 1h41:05.710	1:00.084	41.130	1:01.423	50	
1696	2h01:19.041					FINISH

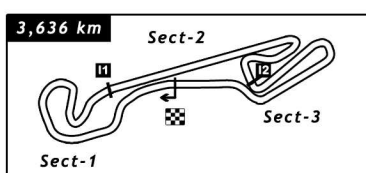


21 & 22 AVRIL 2012

Seq Heure Secteur 1 Secteur 2 Secteur 3 Tour Temps

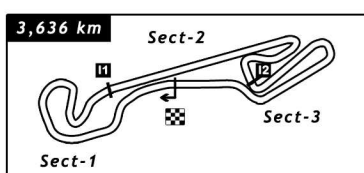
563 TEAM BERNARD RACING

Seq	Heure	Secteur 1	Secteur 2	Secteur 3	Tour	Temps
3						START
46	2:06.378	46.756	35.840	40.322	1	
73	4:04.806	42.304	35.036	41.088	2	1:58.428
100	6:02.138	40.709	37.383	39.240	3	1:57.332
128	8:01.717	40.374	38.654	40.551	4	1:59.579
155	9:59.021	40.190	37.053	40.061	5	1:57.304
182	11:56.054	41.010	37.129	38.894	6	1:57.033
209	13:53.138	39.551	35.134	42.399	7	1:57.084
237	15:52.743	43.740	33.206	42.659	8	1:59.605
264	17:50.846	41.421	35.571	41.111	9	1:58.103
291	19:49.645	42.884	32.512	43.403	10	1:58.799
318	21:49.420	43.080	35.430	41.265	11	1:59.775
345	23:48.203	41.572	34.359	42.852	12	1:58.783
371	25:45.492	41.410	34.285	41.594	13	1:57.289
398	27:42.843	42.588	34.708	40.055	14	1:57.351
430	29:42.301	43.555	36.082	39.821	15	1:59.458
463	31:41.061	42.236	36.122	40.402	16	1:58.760
488	33:39.431	40.152	38.938	39.280	17	1:58.370
514	35:37.457	42.501	36.799	38.726	18	1:58.026
538	37:37.656	38.741	40.144	41.314	19	2:00.199
566	39:34.070	39.978	36.719	39.717	20	1:56.414
591	41:31.932	39.332	36.748	41.782	21	1:57.862
616	43:31.748	41.440	34.886	43.490	22	1:59.816
641	45:28.187	39.154	34.234	43.051	23	1:56.439
666	47:27.445	42.173	36.653	40.432	24	1:59.258
694	49:23.713	41.986	30.781	43.501	25	1:56.268
724	51:21.952	42.738	35.418	40.083	26	1:58.239
751	53:18.866	41.804	33.318	41.792	27	1:56.914
781	55:15.823	41.672	36.190	39.095	28	1:56.957
812	[IN] 57:18.046	43.320	35.563	43.340	29	
878	OUT] 1h01:03.102				29	3:45.056
912	1h03:02.788		38.910	43.877	30	
942	1h05:02.229	43.747	33.815	41.879	31	1:59.441
968	1h07:01.099	36.617	40.987	41.266	32	1:58.870
993	1h08:59.937	41.946	33.356	43.536	33	1:58.838
1022	1h10:57.470	43.081	33.776	40.676	34	1:57.533
1048	1h12:56.152	41.879	34.986	41.817	35	1:58.682
1076	1h14:55.435	42.615	35.374	41.294	36	1:59.283
1100	1h16:52.093	41.320	35.461	39.877	37	1:56.658
1127	1h18:51.822	43.854	35.837	40.038	38	1:59.729
1153	1h20:49.747	43.099	35.039	39.787	39	1:57.925
1179	1h22:47.280	39.020	39.656	38.857	40	1:57.533
1205	1h24:44.494	40.557	34.314	42.343	41	1:57.214
1231	1h26:43.969	42.970	32.352	44.153	42	1:59.475

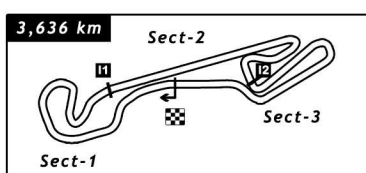


21 & 22 AVRIL 2012

Seq	Heure	Secteur 1	Secteur 2	Secteur 3	Tour	Temps
1289	1h30:40.665	2:41.711	35.348	39.637	43	3:56.696
1315	1h32:37.861	43.269	33.763	40.164	44	1:57.196
1342	1h34:35.963	42.380	34.938	40.784	45	1:58.102
1371	1h36:41.351	46.485	37.433	41.470	46	2:05.388
1402	1h38:38.335	40.682	34.817	41.485	47	1:56.984
1431	1h40:37.834	43.723	34.399	41.377	48	1:59.499
1461	1h42:33.557	41.255	33.380	41.088	49	1:55.723
1487	1h44:30.275	40.035	37.107	39.576	50	1:56.718
1511	1h46:29.085	39.122	39.397	40.291	51	1:58.810
1536	1h48:28.353	41.712	36.158	41.398	52	1:59.268
1561	1h50:24.041	38.895	35.287	41.506	53	1:55.688
1586	1h52:20.971	35.730	40.303	40.897	54	1:56.930
1611	1h54:19.348	43.128	33.449	41.800	55	1:58.377
1636	1h56:17.643	40.389	32.909	44.997	56	1:58.295
1661	1h58:14.070	39.440	32.216	44.771	57	1:56.427
1685	2h00:09.417	40.556	35.354	39.437	58	1:55.347
1696	2h01:19.041					FINISH
1711	2h02:07.941	43.543	35.496	39.485	59	1:58.524

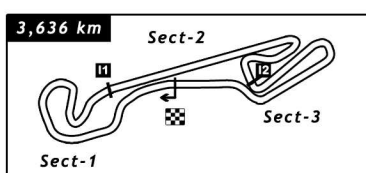


Seq	Heure	Secteur 1	Secteur 2	Secteur 3	Tour	Temps
566 TEAM CTR						
3						START
37	2:03.849	44.787	34.908	40.961	1	
64	3:59.993	39.552	35.221	41.371	2	1:56.144
91	5:56.306	39.924	33.811	42.578	3	1:56.313
118	7:52.304	34.133	42.521	39.344	4	1:55.998
145	9:49.256	41.542	32.966	42.444	5	1:56.952
171	11:43.304	40.225	34.360	39.463	6	1:54.048
198	13:40.784	39.131	37.780	40.569	7	1:57.480
225	15:35.155	41.510	34.045	38.816	8	1:54.371
252	17:31.881	41.189	36.143	39.394	9	1:56.726
278	19:26.455	41.361	31.223	41.990	10	1:54.574
305	21:22.036	38.876	36.757	39.948	11	1:55.581
331	23:18.470	40.746	34.119	41.569	12	1:56.434
357	25:13.796	40.147	34.819	40.360	13	1:55.326
384	27:10.572	40.624			14	1:56.776
417	29:06.113	39.611	31.749	44.181	15	1:55.541
449	31:00.750	37.627	38.089	38.921	16	1:54.637
476	32:56.144	38.433	34.098	42.863	17	1:55.394
502	34:51.379	41.004	32.196	42.035	18	1:55.235
524	36:46.826	41.969	32.616	40.862	19	1:55.447
549	38:42.925	42.686	34.556	38.857	20	1:56.099
576	40:39.414	41.545	34.059	40.885	21	1:56.489
601	42:34.886	37.935	37.048	40.489	22	1:55.472
626	44:29.090	36.518	39.546	38.140	23	1:54.204
651	46:24.580	42.034	32.876	40.580	24	1:55.490
676	48:23.680	42.588	33.894	42.618	25	1:59.100
705	50:18.129	40.719	35.459	38.271	26	1:54.449
737	52:14.014	36.508	38.727	40.650	27	1:55.885
765	54:11.007	42.649	31.981	42.363	28	1:56.993
797	56:06.370	40.869	34.381	40.113	29	1:55.363
824	58:02.282	40.655	35.919	39.338	30	1:55.912
856	59:58.116	40.959	33.305	41.570	31	1:55.834
892	1h01:54.981	42.819	31.741	42.305	32	1:56.865
923	1h03:50.637	41.063	33.299	41.294	33	1:55.656
950	1h05:46.617	41.145	34.157	40.678	34	1:55.980
977	1h07:42.401	40.821	34.197	40.766	35	1:55.784
1003	1h09:38.957	39.140	35.212	42.204	36	1:56.556
1031	1h11:35.298	39.646	35.025	41.670	37	1:56.341
1056	1h13:31.094	40.655	34.153	40.988	38	1:55.796
1084	1h15:26.860	41.382	36.312	38.072	39	1:55.766
1109	1h17:23.992	41.468	34.166	41.498	40	1:57.132
1134	1h19:19.756	41.350	32.952	41.462	41	1:55.764
1160	1h21:15.786	41.001	34.345	40.684	42	1:56.030
1188	1h23:12.411	38.936	37.638	40.051	43	1:56.625



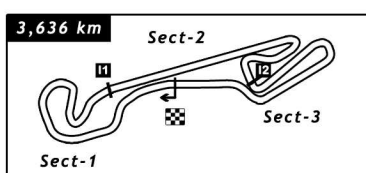
21 & 22 AVRIL 2012

Seq	Heure	Secteur 1	Secteur 2	Secteur 3	Tour	Temps
1215	1h25:09.729	41.110	32.118	44.090	44	1:57.318
1240	1h27:06.688	39.240	36.633	41.086	45	1:56.959
1265	[IN] 1h29:07.826	38.319	36.417	46.402	46	
1305	OUT] 1h32:09.326				46	3:01.500
1332	1h34:08.058		34.464	42.787	47	
1361	1h36:09.913	43.835	32.185	45.835	48	2:01.855
1390	1h38:10.970	42.231	37.464	41.362	49	2:01.057
1422	1h40:08.539	41.280	34.307	41.982	50	1:57.569
1452	1h42:08.953	43.718	32.708	43.988	51	2:00.414
1478	1h44:08.012	40.141	34.428	44.490	52	1:59.059
1504	1h46:06.531	41.625	37.105	39.789	53	1:58.519
1529	1h48:05.227	43.982	35.002	39.712	54	1:58.696
1554	1h50:04.933	43.608	33.991	42.107	55	1:59.706
1579	1h52:05.103	39.639	39.023	41.508	56	2:00.170
1605	1h54:02.829	41.743	36.671	39.312	57	1:57.726
1631	1h56:03.500	44.162	34.835	41.674	58	2:00.671
1655	1h58:00.569	40.615	35.535	40.919	59	1:57.069
1681	2h00:00.754	40.318	37.930	41.937	60	2:00.185
1696	2h01:19.041					FINISH
1708	2h01:59.584	40.367	37.750	40.713	61	1:58.830



21 & 22 AVRIL 2012

Seq	Heure	Secteur 1	Secteur 2	Secteur 3	Tour	Temps
569 TEAM VILLEFRANCHE						
3						START
44	2:05.509	46.103	35.599	40.176	1	
72	4:05.236	42.754	35.327	41.646	2	1:59.727
99	6:01.817	39.645	37.248	39.688	3	1:56.581
126	7:57.141	35.103	41.921	38.300	4	1:55.324
153	9:54.442	40.674	35.233	41.394	5	1:57.301
180	11:50.212	41.844	33.853	40.073	6	1:55.770
207	13:46.808	39.215	36.760	40.621	7	1:56.596
234	15:43.492	41.043	34.986	40.655	8	1:56.684
260	17:39.253	40.490	34.876	40.395	9	1:55.761
286	19:35.364	41.584	34.513	40.014	10	1:56.111
313	21:31.318	41.828	36.111	38.015	11	1:55.954
338	23:28.431	41.097	34.711	41.305	12	1:57.113
364	25:24.847	40.778	32.723	42.915	13	1:56.416
392	27:20.678	41.015	35.541	39.275	14	1:55.831
424	29:16.344	42.176	29.192	44.298	15	1:55.666
455	31:12.959	42.328	34.563	39.724	16	1:56.615
482	33:08.776	41.893	34.684	39.240	17	1:55.817
508	35:04.809	41.789	35.484	38.760	18	1:56.033
531	37:00.748	43.214	31.201	41.524	19	1:55.939
557	38:57.514	41.340	34.896	40.530	20	1:56.766
585	40:54.584	40.644	35.546	40.880	21	1:57.070
610	42:50.227	39.838	36.423	39.382	22	1:55.643
635	44:45.680	37.768	39.045	38.640	23	1:55.453
661	46:43.767	41.881	34.464	41.742	24	1:58.087
685	48:40.143	42.313	34.314	39.749	25	1:56.376
713	50:37.288	40.643	37.567	38.935	26	1:57.145
743	52:33.667	38.984	34.762	42.633	27	1:56.379
771	54:32.692	40.260	37.463	41.302	28	1:59.025
804	56:28.762	40.431	36.003	39.636	29	1:56.070
833	58:24.683	39.072	36.600	40.249	30	1:55.921
869	1h00:20.841	41.471	34.675	40.012	31	1:56.158
902	1h02:17.685	39.732	35.408	41.704	32	1:56.844
929	1h04:13.434	38.704	37.742	39.303	33	1:55.749
957	[IN] 1h06:14.762	40.394	35.468	45.466	34	
996	OUT] 1h09:17.578				34	3:02.816
1025	1h11:11.194		35.013	42.264	35	
1050	1h13:10.478	41.677	33.239	44.368	36	1:59.284
1078	1h15:06.781	40.856	34.120	41.327	37	1:56.303
1105	1h17:06.630	42.381	37.471	39.997	38	1:59.849
1131	1h19:04.507	41.083	33.634	43.160	39	1:57.877
1158	1h21:00.145	40.878	34.331	40.429	40	1:55.638
1185	1h22:57.628	37.342	39.386	40.755	41	1:57.483
1211	1h24:54.639	41.616	35.032	40.363	42	1:57.011



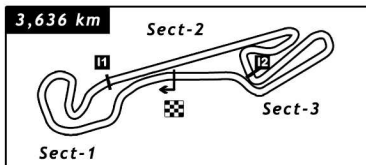
21 & 22 AVRIL 2012

Seq	Heure	Secteur 1	Secteur 2	Secteur 3	Tour	Temps
1237	1h26:53.879	42.263	34.775	42.202	43	1:59.240
1261	1h28:49.464	40.456	30.985	44.144	44	1:55.585
1291	1h30:46.456	41.708	35.112	40.172	45	1:56.992
1317	1h32:44.815	40.025	37.339	40.995	46	1:58.359
1344	1h34:42.071	39.156	35.752	42.348	47	1:57.256
1369	1h36:39.737	39.680	36.496	41.490	48	1:57.666
1401	1h38:37.742	40.910	35.242	41.853	49	1:58.005
1430	1h40:35.007	42.982	31.870	42.413	50	1:57.265
1460	1h42:33.483	42.413	34.427	41.636	51	1:58.476
1486	1h44:29.738	38.569	37.974	39.712	52	1:56.255
1512	1h46:30.400	39.236	39.331	42.095	53	2:00.662
1537	1h48:27.708	41.635	34.703	40.970	54	1:57.308
1562	1h50:24.755	40.256	35.351	41.440	55	1:57.047
1587	1h52:21.767	35.977	40.329	40.706	56	1:57.012
1612	1h54:20.669	43.563	33.402	41.937	57	1:58.902
1637	1h56:17.830	40.490	32.948	43.723	58	1:57.161
1662	1h58:15.370	40.650	33.321	43.569	59	1:57.540
1687	2h00:12.113	41.827	34.351	40.565	60	1:56.743
1696	2h01:19.041					FINISH
1712	2h02:09.816	42.803	31.398	43.502	61	1:57.703

Seq Heure Secteur 1 Secteur 2 Secteur 3 Tour Temps

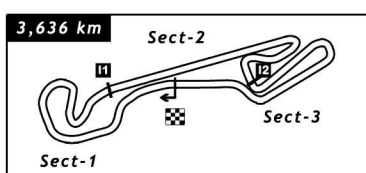
571 DMR COMPETITION

Seq	Heure	Secteur 1	Secteur 2	Secteur 3	Tour	Temps
3						START
38	2:04.514	45.352	35.876	41.030	1	
65	4:00.689	39.807	34.913	41.455	2	1:56.175
92	5:56.937	39.808	35.094	41.346	3	1:56.248
119	7:51.764	34.184	42.232	38.411	4	1:54.827
146	9:49.738	41.222	34.590	42.162	5	1:57.974
173	11:45.917	40.222	34.731	41.226	6	1:56.179
200	13:41.863	38.013	37.503	40.430	7	1:55.946
227	15:37.642	41.484	34.010	40.285	8	1:55.779
254	17:34.628	40.779	35.454	40.753	9	1:56.986
281	19:30.519	40.322	34.395	41.174	10	1:55.891
308	21:26.434	37.682	38.699	39.534	11	1:55.915
334	23:21.999	39.796	33.295	42.474	12	1:55.565
360	25:18.837	40.047	32.319	44.472	13	1:56.838
389	27:15.902	39.866			14	1:57.065
421	29:10.691	39.861	30.244	44.684	15	1:54.789
453	31:07.824	42.739	35.239	39.155	16	1:57.133
480	33:03.766	35.679	39.661	40.602	17	1:55.942
506	35:00.394	39.806	37.775	39.047	18	1:56.628
529	36:56.627	39.948	33.704	42.581	19	1:56.233
554	38:53.673	41.420	34.766	40.860	20	1:57.046
583	40:49.733	41.672	33.387	41.001	21	1:56.060
608	42:46.620	39.907	36.740	40.240	22	1:56.887
633	44:43.192	37.976	38.983	39.613	23	1:56.572
658	46:40.585	41.922	34.228	41.243	24	1:57.393
680	48:38.718	42.647	34.477	41.009	25	1:58.133
709	50:35.681	39.120	37.311	40.532	26	1:56.963
744	[IN] 52:35.634	37.890	37.987	44.076	27	
786	[OUT] 55:39.442				27	3:03.808
814	57:34.824		36.687	41.882	28	
845	59:31.528	41.047	31.539	44.118	29	1:56.704
883	1h01:27.974	40.179	32.563	43.704	30	1:56.446
918	1h03:24.642	41.924	34.812	39.932	31	1:56.668
945	1h05:21.001	41.510	32.869	41.980	32	1:56.359
971	1h07:17.434	39.899	35.352	41.182	33	1:56.433
995	1h09:14.363	42.718	34.519	39.692	34	1:56.929
1026	1h11:12.158	41.005	34.929	41.861	35	1:57.795
1051	1h13:10.811	41.256	33.097	44.300	36	1:58.653
1077	1h15:06.978	41.188	34.040	40.939	37	1:56.167
1104	1h17:04.417	41.629	37.350	38.460	38	1:57.439
1130	1h19:03.735	42.299	33.931	43.088	39	1:59.318
1157	1h20:59.998	40.757	34.166	41.340	40	1:56.263
1184	1h22:55.657	36.038	39.643	39.978	41	1:55.659
1210	1h24:52.180	41.300	34.899	40.324	42	1:56.523



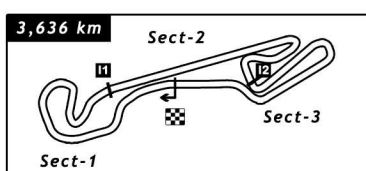
21 & 22 AVRIL 2012

Seq	Heure	Secteur 1	Secteur 2	Secteur 3	Tour	Temps
1236	1h26:49.741	41.810	34.951	40.800	43	1:57.561
1260	1h28:47.061	42.638	28.895	45.787	44	1:57.320
1290	1h30:43.295	41.592	35.161	39.481	45	1:56.234
1316	1h32:39.940	39.576	36.978	40.091	46	1:56.645
1343	1h34:37.141	41.973	34.652	40.576	47	1:57.201
1368	1h36:35.242	39.705	36.372	42.024	48	1:58.101
1399	1h38:31.564	39.532	37.443	39.347	49	1:56.322
1428	1h40:27.636	37.781	38.544	39.747	50	1:56.072
1456	1h42:24.065	42.183	30.997	43.249	51	1:56.429
1482	1h44:20.496	39.064	38.059	39.308	52	1:56.431
1508	1h46:16.603	38.993	37.666	39.448	53	1:56.107
1532	1h48:14.062	42.745	33.127	41.587	54	1:57.459
1557	1h50:10.616	40.295	34.140	42.119	55	1:56.554
1581	1h52:06.890	41.176	35.594	39.504	56	1:56.274
1606	1h54:03.123	42.037	35.775	38.421	57	1:56.233
1630	1h56:01.140	43.493	34.647	39.877	58	1:58.017
1654	1h57:58.737	38.812	37.325	41.460	59	1:57.597
1679	1h59:54.839	38.490	37.466	40.146	60	1:56.102
1696	2h01:19.041					FINISH
1706	2h01:51.449	38.579	38.377	39.654	61	1:56.610



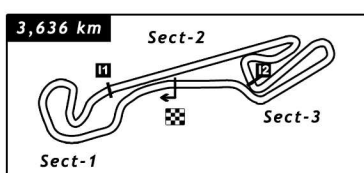
21 & 22 AVRIL 2012

Seq	Heure	Secteur 1	Secteur 2	Secteur 3	Tour	Temps
572 RG RACING TEAM						
3						START
59	2:14.915	48.915	37.281	42.278	1	
86	4:17.066	42.820	38.147	41.184	2	2:02.151
113	6:20.584	41.316	35.791	46.411	3	2:03.518
140	8:22.749	41.570	38.517	42.078	4	2:02.165
167	10:24.395	40.060	39.701	41.885	5	2:01.646
194	12:25.267	42.318	34.740	43.814	6	2:00.872
221	14:27.606	41.438	36.586	44.315	7	2:02.339
248	16:28.088	39.827	39.539	41.116	8	2:00.482
275	18:28.659	42.585	38.538	39.448	9	2:00.571
302	20:30.815	43.833	33.274	45.049	10	2:02.156
328	22:31.780	36.446	40.673	43.846	11	2:00.965
353	24:33.170	41.990	36.551	42.849	12	2:01.390
379	26:34.517	40.829	38.214	42.304	13	2:01.347
411	28:32.559	42.303	34.889	40.850	14	1:58.042
443	30:32.144	41.489	38.568	39.528	15	1:59.585
472	32:33.658	42.546	37.065	41.903	16	2:01.514
498	[IN] 34:41.328	40.470	39.359	47.841	17	
569	39:49.532		35.235	41.521	18	
594	41:49.257	44.430	32.751	42.544	19	1:59.725
620	43:47.455	42.816	33.297	42.085	20	1:58.198
644	45:47.387	43.349	35.589	40.994	21	1:59.932
669	47:44.468	41.418	36.749	38.914	22	1:57.081
697	49:44.869	43.864	35.041	41.496	23	2:00.401
726	51:41.278	39.281	30.551	46.577	24	1:56.409
756	53:41.790	41.959	38.359	40.194	25	2:00.512
787	55:39.552	41.526	36.669	39.567	26	1:57.762
817	57:44.660	41.977	40.750	42.381	27	2:05.108
849	59:41.573	36.341	40.335	40.237	28	1:56.913
886	1h01:38.001	38.222	37.957	40.249	29	1:56.428
920	1h03:38.486	42.306	32.919	45.260	30	2:00.485
947	1h05:35.629	40.442	33.372	43.329	31	1:57.143
974	1h07:32.900	42.295	33.039	41.937	32	1:57.271
1001	1h09:29.935	41.094	35.602	40.339	33	1:57.035
1029	1h11:29.774	43.751	30.667	45.421	34	1:59.839
1055	1h13:26.202	40.250	34.271	41.907	35	1:56.428
1083	1h15:23.568	42.820	36.021	38.525	36	1:57.366
1108	1h17:23.500	41.755	34.703	43.474	37	1:59.932
1135	1h19:21.373	40.755	35.348	41.770	38	1:57.873
1162	1h21:20.106	42.271	35.828	40.634	39	1:58.733
1190	1h23:16.236	40.745	35.959	39.426	40	1:56.130
1217	1h25:15.382	40.799	34.448	43.899	41	1:59.146
1243	1h27:14.023	40.683	35.847	42.111	42	1:58.641
1268	1h29:10.192	33.626	41.598	40.945	43	1:56.169



21 & 22 AVRIL 2012

Seq	Heure	Secteur 1	Secteur 2	Secteur 3	Tour	Temps
1296	1h31:07.463	42.578	34.559	40.134	44	1:57.271
1321	1h33:05.275	40.995	34.337	42.480	45	1:57.812
1348	1h35:03.762	41.564	36.268	40.655	46	1:58.487
1374	1h37:00.692	40.996	33.051	42.883	47	1:56.930
1406	1h38:57.448	41.757	34.756	40.243	48	1:56.756
1434	1h40:54.900	42.329	34.859	40.264	49	1:57.452
1464	1h42:53.917	39.584	39.612	39.821	50	1:59.017
1489	1h44:49.963	41.906	34.956	39.184	51	1:56.046
1515	1h46:47.901	41.422	34.446	42.070	52	1:57.938
1540	1h48:45.103	40.675	34.303	42.224	53	1:57.202
1565	1h50:42.210	39.393	35.742	41.972	54	1:57.107
1590	1h52:40.588	41.615	35.879	40.884	55	1:58.378
1615	1h54:37.024	41.635	35.003	39.798	56	1:56.436
1640	1h56:34.278	41.496	35.359	40.399	57	1:57.254
1665	1h58:30.844	41.246	36.546	38.774	58	1:56.566
1690	2h00:27.958	43.395	32.395	41.324	59	1:57.114
1696	2h01:19.041					FINISH
1717	2h02:27.251	42.376	32.689	44.228	60	1:59.293

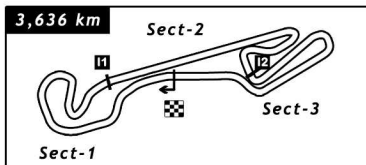


21 & 22 AVRIL 2012

Seq Heure Secteur 1 Secteur 2 Secteur 3 Tour Temps

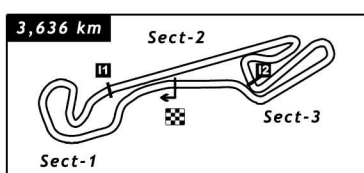
578 SITE DE POISSY

3	START					
51	2:09.917	48.579	36.596	41.139	1	
78	4:10.441	42.070	36.983	41.471	2	2:00.524
105	6:11.613	41.215	38.482	41.475	3	2:01.172
133	8:12.777	43.086	34.943	43.135	4	2:01.164
160	10:10.702	41.546	36.348	40.031	5	1:57.925
187	12:09.906	42.733	37.368	39.103	6	1:59.204
214	14:09.200	42.460	37.051	39.783	7	1:59.294
241	16:08.080	42.267	36.735	39.878	8	1:58.880
268	18:06.380	38.454	36.941	42.905	9	1:58.300
295	20:05.866	42.009	36.758	40.719	10	1:59.486
321	22:03.482	41.077	31.617	44.922	11	1:57.616
347	24:02.766	39.181	39.052	41.051	12	1:59.284
373	25:59.546	37.858	39.065	39.857	13	1:56.780
401	27:58.448	42.921	36.314	39.667	14	1:58.902
434	29:57.827	40.266	37.444	41.669	15	1:59.379
466	31:54.333	39.309	37.592	39.605	16	1:56.506
492	34:01.805	51.230	33.712	42.530	17	2:07.472
517	36:01.068	42.479	37.133	39.651	18	1:59.263
542	37:59.585	39.737	38.984	39.796	19	1:58.517
571	39:58.066	39.156	36.439	42.886	20	1:58.481
596	41:57.788	40.824	35.861	43.037	21	1:59.722
622	43:55.971	42.158	34.832	41.193	22	1:58.183
646	45:54.059	42.717	36.476	38.895	23	1:58.088
671	47:52.678	43.684	35.721	39.214	24	1:58.619
699	49:52.401	42.514	33.591	43.618	25	1:59.723
732	51:50.967	42.742	33.494	42.330	26	1:58.566
759	53:49.167	42.402	36.399	39.399	27	1:58.200
792	55:49.674	43.352	35.802	41.353	28	2:00.507
820	57:47.042	40.517	33.716	43.135	29	1:57.368
853	[IN] 59:50.635	41.031	38.560	44.002	30	
911	OUT] 1h03:00.290				30	3:09.655
939	1h04:56.818		37.589	40.651	31	
966	1h06:56.640	38.253	40.416	41.153	32	1:59.822
992	1h08:56.814	42.103	36.429	41.642	33	2:00.174
1021	1h10:53.675	41.447	34.562	40.852	34	1:56.861
1047	1h12:53.094	41.977	35.227	42.215	35	1:59.419
1075	1h14:51.221	42.798	35.283	40.046	36	1:58.127
1099	1h16:49.607	42.858	35.180	40.348	37	1:58.386
1125	1h18:48.850	44.008	35.477	39.758	38	1:59.243
1151	1h20:46.918	41.975	35.927	40.166	39	1:58.068
1178	1h22:45.982	39.041	39.813	40.210	40	1:59.064
1204	1h24:42.134	38.769	36.450	40.933	41	1:56.152
1230	1h26:40.972	43.010	32.973	42.855	42	1:58.838



21 & 22 AVRIL 2012

Seq	Heure	Secteur 1	Secteur 2	Secteur 3	Tour	Temps
1256	1h28:39.887	39.999	28.845	50.071	43	1:58.915
1285	1h30:35.772	40.516	35.939	39.430	44	1:55.885
1311	1h32:32.653	43.017	32.130	41.734	45	1:56.881
1340	1h34:32.112	43.374	36.329	39.756	46	1:59.459
1367	1h36:30.349	38.426	40.398	39.413	47	1:58.237
1398	1h38:27.595	41.014	37.801	38.431	48	1:57.246
1427	1h40:26.659	39.845	39.252	39.967	49	1:59.064
1457	1h42:24.980	42.555	33.665	42.101	50	1:58.321
1483	1h44:22.810	39.397	38.701	39.732	51	1:57.830
1509	1h46:21.812	38.157	40.026	40.819	52	1:59.002
1534	1h48:19.020	40.246	36.802	40.160	53	1:57.208
1560	1h50:16.941	40.846	34.409	42.666	54	1:57.921
1585	1h52:15.735	41.081	34.705	43.008	55	1:58.794
1609	1h54:12.296	41.280	34.481	40.800	56	1:56.561
1634	1h56:10.772	42.771	34.591	41.114	57	1:58.476
1659	1h58:09.712	42.618	31.869	44.453	58	1:58.940
1683	2h00:07.140	41.489	36.278	39.661	59	1:57.428
1696	2h01:19.041					FINISH
1710	2h02:06.042	42.607	36.053	40.242	60	1:58.902

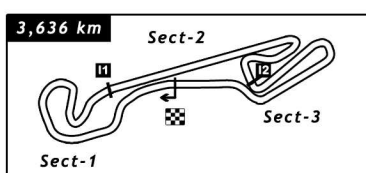


21 & 22 AVRIL 2012

Seq Heure Secteur 1 Secteur 2 Secteur 3 Tour Temps

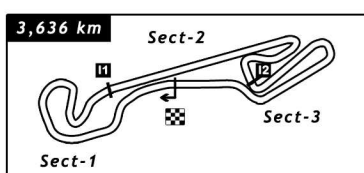
595 NO LIMIT RACING

Seq	Heure	Secteur 1	Secteur 2	Secteur 3	Tour	Temps
3						START
40	2:04.072	45.723	35.804	40.097	1	
68	4:00.802	41.183	35.329	40.218	2	1:56.730
94	5:57.096	41.158	35.124	40.012	3	1:56.294
121	7:53.433	35.688	42.073	38.576	4	1:56.337
148	9:49.944	41.432	34.137	40.942	5	1:56.511
175	11:45.686	41.874	34.567	39.301	6	1:55.742
202	13:41.667	39.753	35.935	40.293	7	1:55.981
229	15:38.543	43.090	32.893	40.893	8	1:56.876
256	17:34.248	41.312	35.135	39.258	9	1:55.705
282	19:29.495	40.126	35.807	39.314	10	1:55.247
309	21:25.521	40.453	37.494	38.079	11	1:56.026
335	23:22.636	41.349	33.232	42.534	12	1:57.115
361	25:19.279	40.083	32.109	44.451	13	1:56.643
388	27:14.905	39.910			14	1:55.626
419	29:10.627	40.292	31.343	44.087	15	1:55.722
451	31:06.058	41.387	34.960	39.084	16	1:55.431
478	33:01.905	35.678	39.284	40.885	17	1:55.847
504	34:57.987	40.274	33.990	41.818	18	1:56.082
527	36:53.740	39.318	33.989	42.446	19	1:55.753
552	38:50.143	42.737	31.008	42.658	20	1:56.403
581	40:46.209	41.198	31.909	42.959	21	1:56.066
606	42:42.474	40.358	35.880	40.027	22	1:56.265
630	44:38.523	38.070	38.897	39.082	23	1:56.049
655	46:35.429	40.815	34.708	41.383	24	1:56.906
679	48:31.495	41.975	32.878	41.213	25	1:56.066
708	50:27.657	40.469	36.975	38.718	26	1:56.162
740	52:23.568	40.472	34.416	41.023	27	1:55.911
768	54:20.872	41.400	36.250	39.654	28	1:57.304
801	56:16.680	41.938	33.144	40.726	29	1:55.808
830	58:12.993	42.220	35.579	38.514	30	1:56.313
863	1h00:10.682	40.190	37.846	39.653	31	1:57.689
897	1h02:08.934	38.009	38.640	41.603	32	1:58.252
927	1h04:04.879	39.241	37.158	39.546	33	1:55.945
954	1h06:01.327	39.159	38.207	39.082	34	1:56.448
982	1h07:57.264	40.228	34.252	41.457	35	1:55.937
1008	1h09:54.975	42.320	35.906	39.485	36	1:57.711
1035	1h11:51.411	39.379	38.590	38.467	37	1:56.436
1062	[IN] 1h13:52.916	39.596	35.644	46.265	38	
1101	OUT] 1h16:56.507				38	3:03.591
1126	1h18:51.425		35.919	40.148	39	
1154	1h20:50.566	43.784	35.238	40.119	40	1:59.141
1180	1h22:48.008	39.147	39.334	38.961	41	1:57.442
1206	1h24:45.131	40.646	33.987	42.490	42	1:57.123



21 & 22 AVRIL 2012

Seq	Heure	Secteur 1	Secteur 2	Secteur 3	Tour	Temps
1232	1h26:44.216	42.893	32.108	44.084	43	1:59.085
1257	1h28:40.153	40.681	26.752	48.504	44	1:55.937
1286	1h30:36.847	41.733	35.637	39.324	45	1:56.694
1313	1h32:34.035	43.109	32.346	41.733	46	1:57.188
1339	1h34:31.407	43.396	34.276	39.700	47	1:57.372
1365	1h36:27.552	37.093	39.749	39.303	48	1:56.145
1395	1h38:24.107	41.633	36.360	38.562	49	1:56.555
1425	1h40:22.340	37.601	40.554	40.078	50	1:58.233
1455	1h42:19.183	42.107	30.111	44.625	51	1:56.843
1480	1h44:15.356	37.365	39.884	38.924	52	1:56.173
1506	1h46:11.694	40.985	34.457	40.896	53	1:56.338
1531	1h48:08.674	41.967	34.119	40.894	54	1:56.980
1555	1h50:08.671	41.870	33.016	45.111	55	1:59.997
1580	1h52:05.390	40.003	35.603	41.113	56	1:56.719
1604	1h54:00.632	40.618	35.969	38.655	57	1:55.242
1629	1h55:58.707	43.004	34.948	40.123	58	1:58.075
1653	1h57:55.629	38.909	37.522	40.491	59	1:56.922
1678	1h59:51.971	39.907	37.345	39.090	60	1:56.342
1696	2h01:19.041					FINISH
1705	2h01:48.688	39.902	38.468	38.347	61	1:56.717

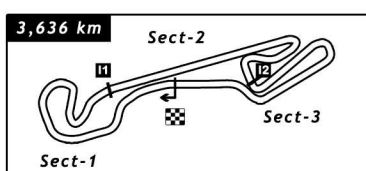


21 & 22 AVRIL 2012

Seq Heure Secteur 1 Secteur 2 Secteur 3 Tour Temps

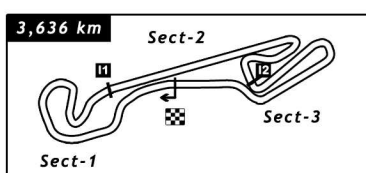
613 NEW TEAM COMPETITION

Seq	Heure	Secteur 1	Secteur 2	Secteur 3	Tour	Temps
3						START
53	2:11.623	48.551	36.670	41.668	1	
80	4:12.658	41.997	36.181	42.857	2	2:01.035
108	6:13.261	41.576	38.057	40.970	3	2:00.603
135	8:15.120	44.840	35.018	42.001	4	2:01.859
163	10:15.550	42.886	36.335	41.209	5	2:00.430
190	12:16.637	43.671	34.570	42.846	6	2:01.087
218	14:18.534	43.644	35.394	42.859	7	2:01.897
245	16:17.922	41.559	37.365	40.464	8	1:59.388
272	18:17.198	42.714	33.906	42.656	9	1:59.276
299	20:17.541	42.438	37.491	40.414	10	2:00.343
325	22:17.202	42.876	33.910	42.875	11	1:59.661
351	24:17.734	41.434	37.494	41.604	12	2:00.532
377	26:15.230	38.710	39.426	39.360	13	1:57.496
407	28:16.687	42.954	34.189	44.314	14	2:01.457
440	30:14.474	41.897	35.103	40.787	15	1:57.787
471	32:14.422	43.072	33.497	43.379	16	1:59.948
496	34:15.597	44.589	34.948	41.638	17	2:01.175
521	36:15.833	43.812	35.725	40.699	18	2:00.236
546	38:17.286	42.808	36.492	42.153	19	2:01.453
575	40:16.543	42.044	35.569	41.644	20	1:59.257
600	[IN] 42:30.538	44.553	37.075	52.367	21	
730	[OUT] 51:46.514				21	9:15.976
757	53:42.067		35.754	40.314	22	
789	55:42.684	43.040	36.799	40.778	23	2:00.617
816	57:42.204	40.961	36.757	41.802	24	1:59.520
850	59:42.071	38.422	41.433	40.012	25	1:59.867
888	1h01:42.015	40.250	38.748	40.946	26	1:59.944
921	1h03:43.916	42.994	35.581	43.326	27	2:01.901
948	1h05:42.358	39.544	37.051	41.847	28	1:58.442
979	1h07:43.662	42.883	35.432	42.989	29	2:01.304
1007	1h09:44.694	39.312	39.131	42.589	30	2:01.032
1034	1h11:45.291	40.076	37.737	42.784	31	2:00.597
1060	1h13:45.441	39.340	38.960	41.850	32	2:00.150
1088	1h15:46.613	41.600	38.389	41.183	33	2:01.172
1114	1h17:46.010	41.700	36.346	41.351	34	1:59.397
1140	[IN] 1h19:50.817	40.782	38.706	45.319	35	
1182	[OUT] 1h22:52.915				35	3:02.098
1208	1h24:48.171		36.802	41.085	36	
1235	1h26:49.422	42.905	36.659	41.687	37	2:01.251
1262	1h28:50.295	43.836	31.746	45.291	38	2:00.873
1292	1h30:49.414	42.483	35.734	40.902	39	1:59.119
1319	1h32:49.741	42.070	37.217	41.040	40	2:00.327
1346	1h34:48.674	39.331	36.935	42.667	41	1:58.933



21 & 22 AVRIL 2012

Seq	Heure	Secteur 1	Secteur 2	Secteur 3	Tour	Temps
1372	1h36:49.455	39.451	39.252	42.078	42	2:00.781
1404	1h38:50.791	44.766	36.368	40.202	43	2:01.336
1433	1h40:49.255	38.740	39.275	40.449	44	1:58.464
1466	1h43:01.315	53.769	37.945	40.346	45	2:12.060
1491	1h45:00.775	44.144	35.578	39.738	46	1:59.460
1517	1h47:02.455	43.361	36.198	42.121	47	2:01.680
1542	1h49:02.665	41.941	35.770	42.499	48	2:00.210
1567	1h51:00.311	39.455	36.473	41.718	49	1:57.646
1592	1h53:01.510	41.550	35.863	43.786	50	2:01.199
1617	1h54:58.556	38.505	38.363	40.178	51	1:57.046
1643	1h56:58.902	38.963	40.691	40.692	52	2:00.346
1668	1h58:57.404	39.960	36.303	42.239	53	1:58.502
1693	2h00:57.086	38.920	39.176	41.586	54	1:59.682
1696	2h01:19.041					FINISH
1721	2h02:56.989	39.296	40.387	40.220	55	1:59.903

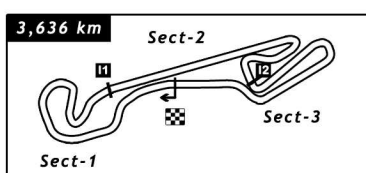


21 & 22 AVRIL 2012

Seq Heure Secteur 1 Secteur 2 Secteur 3 Tour Temps

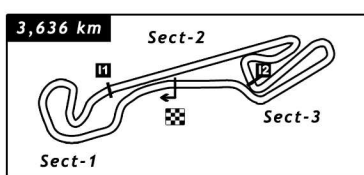
619 MP COMPÉTITION

Seq	Heure	Secteur 1	Secteur 2	Secteur 3	Tour	Temps
3						START
55	2:14.327	47.313	37.074	43.499	1	
82	4:15.738	41.412	35.927	44.072	2	2:01.411
109	6:16.207	39.206	39.146	42.117	3	2:00.469
136	8:16.048	41.457	36.478	41.906	4	1:59.841
164	10:16.575	42.600	37.492	40.435	5	2:00.527
191	12:16.874	44.178	34.482	41.639	6	2:00.299
217	14:17.508	43.881	34.284	42.469	7	2:00.634
244	16:18.475	41.845	37.519	41.603	8	2:00.967
271	18:16.336	41.406	34.110	42.345	9	1:57.861
298	20:17.083	42.440	37.649	40.658	10	2:00.747
324	22:17.958	42.555	34.104	44.216	11	2:00.875
350	24:15.387	40.008	37.725	39.696	12	1:57.429
376	26:14.221	40.329	39.566	38.939	13	1:58.834
406	28:15.703	43.069	34.124	44.289	14	2:01.482
439	30:13.172	41.817	34.722	40.930	15	1:57.469
469	32:13.686	43.404	32.760	44.350	16	2:00.514
495	34:12.934	43.076	35.540	40.632	17	1:59.248
520	36:11.403	43.086	35.500	39.883	18	1:58.469
545	38:11.784	42.601	37.425	40.355	19	2:00.381
574	40:09.541	42.033	35.592	40.132	20	1:57.757
599	42:10.791	40.464	38.636	42.150	21	2:01.250
625	44:08.613	40.282	30.746	46.794	22	1:57.822
649	46:08.208	41.824	36.604	41.167	23	1:59.595
674	48:09.506	41.639	38.173	41.486	24	2:01.298
703	50:06.676	39.519	37.233	40.418	25	1:57.170
735	52:06.733	43.581	33.701	42.775	26	2:00.057
763	54:06.894	42.556	35.713	41.892	27	2:00.161
796	56:05.325	42.170	35.234	41.027	28	1:58.431
826	58:04.895	44.230	35.964	39.376	29	1:59.570
861	1h00:06.630	42.832	38.122	40.781	30	2:01.735
899	1h02:14.358	41.113	44.909	41.706	31	2:07.728
930	1h04:15.195	43.147	37.467	40.223	32	2:00.837
958	1h06:15.577	41.476	36.653	42.253	33	2:00.382
986	1h08:17.357	40.047	39.089	42.644	34	2:01.780
1016	1h10:15.710	39.650	38.340	40.363	35	1:58.353
1042	1h12:14.738	40.274	37.524	41.230	36	1:59.028
1070	[IN] 1h14:20.301	41.817	38.049	45.697	37	
1120	OUT] 1h18:08.841				37	3:48.540
1145	1h20:07.068		37.487	40.815	38	
1171	1h22:08.111	44.468	33.176	43.399	39	2:01.043
1197	1h24:07.899	39.823	36.919	43.046	40	1:59.788
1224	1h26:05.188	39.848	37.852	39.589	41	1:57.289
1250	1h28:04.904	43.406	34.040	42.270	42	1:59.716



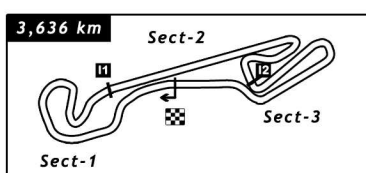
21 & 22 AVRIL 2012

Seq	Heure	Secteur 1	Secteur 2	Secteur 3	Tour	Temps
1277	1h30:04.124	42.905	35.461	40.854	43	1:59.220
1303	1h32:03.166	42.205	37.243	39.594	44	1:59.042
1330	1h34:02.908	41.691	35.923	42.128	45	1:59.742
1356	1h36:01.516	42.260	30.588	45.760	46	1:58.608
1384	1h38:01.186	42.100	33.632	43.938	47	1:59.670
1418	1h39:59.072	41.270	37.010	39.606	48	1:57.886
1449	1h41:58.926	43.966	35.710	40.178	49	1:59.854
1476	1h43:56.808	38.132	36.837	42.913	50	1:57.882
1501	1h45:55.752	41.195	35.708	42.041	51	1:58.944
1527	1h47:52.776	36.896	39.836	40.292	52	1:57.024
1551	1h49:50.271	40.443	34.466	42.586	53	1:57.495
1576	1h51:49.840	41.297	32.239	46.033	54	1:59.569
1601	1h53:46.740	41.122	36.956	38.822	55	1:56.900
1626	1h55:44.013	42.031	34.685	40.557	56	1:57.273
1651	1h57:49.117	38.511	45.565	41.028	57	2:05.104
1676	1h59:47.972	41.819	35.175	41.861	58	1:58.855
1696	2h01:19.041					FINISH
1704	2h01:46.566	38.801	41.295	38.498	59	1:58.594



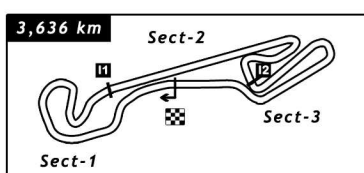
21 & 22 AVRIL 2012

Seq	Heure	Secteur 1	Secteur 2	Secteur 3	Tour	Temps
631 VOLANT CLUB TOULOUSAIN						
3						START
33	2:00.370	44.143	34.743	39.506	1	
60	3:56.508	41.485	34.794	39.859	2	1:56.138
87	5:52.757	41.203	33.645	41.401	3	1:56.249
115	7:49.512	35.452	41.100	40.203	4	1:56.755
142	9:46.120	42.982	33.083	40.543	5	1:56.608
169	11:42.285	42.248	34.401	39.516	6	1:56.165
197	13:38.916	39.579	38.097	38.955	7	1:56.631
224	15:34.719	42.994	34.029	38.780	8	1:55.803
251	17:31.199	41.488	32.612	42.380	9	1:56.480
279	19:27.218	42.155	31.653	42.211	10	1:56.019
306	21:23.040	39.182	36.634	40.006	11	1:55.822
333	23:20.546	41.330	33.787	42.389	12	1:57.506
359	25:16.244	40.576	31.999	43.123	13	1:55.698
387	27:13.212	41.253			14	1:56.968
420	29:11.362	41.745	32.055	44.350	15	1:58.150
452	31:07.359	41.743	34.792	39.462	16	1:55.997
479	33:04.391	35.545	39.134	42.353	17	1:57.032
505	35:00.956	39.360	36.868	40.337	18	1:56.565
528	36:56.112	38.992	33.595	42.569	19	1:55.156
553	38:53.146	41.664	34.728	40.642	20	1:57.034
582	40:49.285	41.805	33.284	41.050	21	1:56.139
607	42:45.937	40.040	36.548	40.064	22	1:56.652
632	44:42.336	38.567	38.510	39.322	23	1:56.399
657	46:40.162	42.366	34.205	41.255	24	1:57.826
686	[IN] 48:41.520	42.810	33.660	44.888	25	
731	[OUT] 51:47.866				25	3:06.346
754	53:39.203		36.239	38.218	26	
784	55:35.636	41.961	33.432	41.040	27	1:56.433
813	57:32.928	41.363	35.936	39.993	28	1:57.292
844	59:30.692	42.329	31.381	44.054	29	1:57.764
882	1h01:26.942	40.255	32.321	43.674	30	1:56.250
917	1h03:23.220	41.767	34.341	40.170	31	1:56.278
944	1h05:20.607	41.223	35.374	40.790	32	1:57.387
970	1h07:15.970	38.952	35.873	40.538	33	1:55.363
994	1h09:12.319	42.287	34.450	39.612	34	1:56.349
1024	1h11:10.016	41.091	34.772	41.834	35	1:57.697
1049	1h13:06.203	41.008	32.762	42.417	36	1:56.187
1079	1h15:07.250	46.610	33.713	40.724	37	2:01.047
1103	1h17:03.573	40.794	37.172	38.357	38	1:56.323
1129	1h19:00.920	42.157	33.623	41.567	39	1:57.347
1156	1h20:57.063	40.027	35.904	40.212	40	1:56.143
1183	1h22:53.465	35.657	41.025	39.720	41	1:56.402
1209	1h24:49.427	41.070	35.203	39.689	42	1:55.962



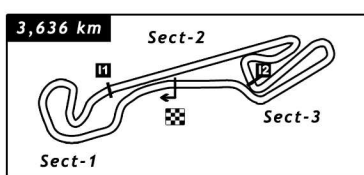
21 & 22 AVRIL 2012

Seq	Heure	Secteur 1	Secteur 2	Secteur 3	Tour	Temps
1234	1h26:46.953	41.163	34.034	42.329	43	1:57.526
1259	1h28:44.726	41.813	26.300	49.660	44	1:57.773
1288	1h30:40.909	40.296	35.510	40.377	45	1:56.183
1314	1h32:37.133	41.807	32.104	42.313	46	1:56.224
1341	1h34:34.157	40.779	35.424	40.821	47	1:57.024
1366	1h36:30.420	35.977	39.709	40.577	48	1:56.263
1396	1h38:26.380	39.546	37.131	39.283	49	1:55.960
1424	1h40:22.459	36.218	40.080	39.781	50	1:56.079
1454	1h42:19.793	41.503	30.084	45.747	51	1:57.334
1479	1h44:14.750	36.146	39.918	38.893	52	1:54.957
1505	1h46:10.983	41.015	36.356	38.862	53	1:56.233
1530	1h48:08.014	42.020	34.155	40.856	54	1:57.031
1553	1h50:04.435	42.132	33.268	41.021	55	1:56.421
1578	1h52:00.974	38.817	38.202	39.520	56	1:56.539
1603	1h53:57.552	42.251	35.598	38.729	57	1:56.578
1628	1h55:54.910	42.111	34.828	40.419	58	1:57.358
1652	1h57:52.079	39.198	38.303	39.668	59	1:57.169
1677	1h59:50.142	40.887	36.759	40.417	60	1:58.063
1696	2h01:19.041					FINISH
1703	2h01:45.993	37.202	40.060	38.589	61	1:55.851



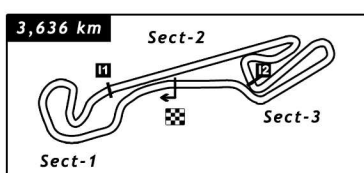
21 & 22 AVRIL 2012

Seq	Heure	Secteur 1	Secteur 2	Secteur 3	Tour	Temps
667 STRASBOURG						
3						START
45	2:05.917	46.486	35.292	40.349	1	
71	4:04.509	41.912	35.139	41.541	2	1:58.592
98	5:59.356	39.858	36.308	38.681	3	1:54.847
124	7:55.333	35.535	42.139	38.303	4	1:55.977
151	9:53.976	41.726	34.554	42.363	5	1:58.643
178	11:50.397	40.712	33.965	41.744	6	1:56.421
205	13:46.594	36.989	37.549	41.659	7	1:56.197
232	15:42.961	39.867	35.251	41.249	8	1:56.367
259	17:38.749	40.084	35.230	40.474	9	1:55.788
285	19:35.084	41.684	34.448	40.203	10	1:56.335
312	21:30.884	41.715	36.072	38.013	11	1:55.800
337	23:27.828	40.923	34.856	41.165	12	1:56.944
363	25:23.799	40.508	32.423	43.040	13	1:55.971
391	27:20.426	41.522	35.603	39.502	14	1:56.627
425	29:16.854	42.109	29.960	44.359	15	1:56.428
456	31:13.481	42.400	34.708	39.519	16	1:56.627
483	33:09.526	42.002	34.659	39.384	17	1:56.045
509	35:05.823	42.055	33.619	40.623	18	1:56.297
532	37:01.437	42.958	32.524	40.132	19	1:55.614
558	38:57.855	41.276	33.843	41.299	20	1:56.418
586	40:54.850	40.144	34.689	42.162	21	1:56.995
611	42:51.065	38.930	35.729	41.556	22	1:56.215
636	44:46.677	37.818	39.125	38.669	23	1:55.612
660	46:43.257	41.445	33.266	41.869	24	1:56.580
683	48:39.384	42.129	34.214	39.784	25	1:56.127
711	50:35.433	39.739	37.528	38.782	26	1:56.049
742	52:31.947	39.282	37.132	40.100	27	1:56.514
770	54:29.098	40.565	36.838	39.748	28	1:57.151
803	56:25.141	40.702	33.259	42.082	29	1:56.043
832	58:21.558	40.921	36.526	38.970	30	1:56.417
868	1h00:18.635	43.116	34.238	39.723	31	1:57.077
900	1h02:15.163	40.585	35.535	40.408	32	1:56.528
931	[IN] 1h04:17.756	39.748	38.848	43.997	33	
973	OUT] 1h07:33.064				33	3:15.308
999	1h09:27.460		35.156	42.058	34	
1028	1h11:24.019	42.327	34.009	40.223	35	1:56.559
1052	1h13:20.433	40.138	36.861	39.415	36	1:56.414
1080	1h15:18.026	41.908	34.938	40.747	37	1:57.593
1106	1h17:15.593	41.541	36.282	39.744	38	1:57.567
1132	1h19:11.892	41.889	31.487	42.923	39	1:56.299
1159	1h21:08.248	40.578	28.959	46.819	40	1:56.356
1187	1h23:05.778	38.112	36.307	43.111	41	1:57.530
1212	1h25:03.592	40.689	32.385	44.740	42	1:57.814



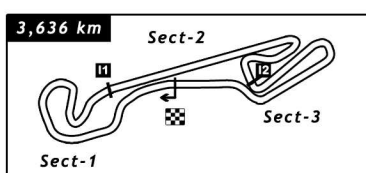
21 & 22 AVRIL 2012

Seq	Heure	Secteur 1	Secteur 2	Secteur 3	Tour	Temps
1238	1h26:59.175	40.801	33.002	41.780	43	1:55.583
1263	1h28:55.334	39.566	35.896	40.697	44	1:56.159
1293	1h30:51.486	41.751	34.814	39.587	45	1:56.152
1318	1h32:48.724	40.427	36.328	40.483	46	1:57.238
1345	1h34:44.529	38.436	35.696	41.673	47	1:55.805
1370	1h36:40.725	38.675	36.302	41.219	48	1:56.196
1400	1h38:37.075	40.359	34.701	41.290	49	1:56.350
1429	1h40:34.147	42.801	31.780	42.491	50	1:57.072
1459	1h42:30.376	40.892	34.862	40.475	51	1:56.229
1484	1h44:27.348	39.354	38.989	38.629	52	1:56.972
1510	1h46:23.349	38.249	38.322	39.430	53	1:56.001
1535	1h48:20.136	41.036	35.988	39.763	54	1:56.787
1559	1h50:16.334	40.313	33.228	42.657	55	1:56.198
1584	1h52:12.534	40.524	34.149	41.527	56	1:56.200
1607	1h54:08.571	41.736	33.594	40.707	57	1:56.037
1632	1h56:05.508	43.008	31.719	42.210	58	1:56.937
1656	1h58:02.056	42.018	34.186	40.344	59	1:56.548
1680	1h59:59.924	39.622	36.731	41.515	60	1:57.868
1696	2h01:19.041					FINISH
1707	2h01:55.905	38.784	37.328	39.869	61	1:55.981



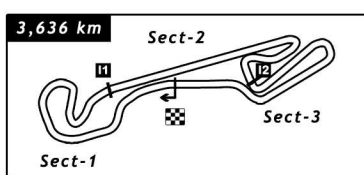
21 & 22 AVRIL 2012

Seq	Heure	Secteur 1	Secteur 2	Secteur 3	Tour	Temps
669 TEAM VILLEFRANCHE						
3						START
35	2:01.480	44.591	35.210	39.689	1	
62	3:57.971	41.320	35.197	39.974	2	1:56.491
89	5:55.698	41.397	33.655	42.675	3	1:57.727
116	7:50.126	33.881	41.945	38.602	4	1:54.428
144	9:48.956	42.730	33.394	42.706	5	1:58.830
172	11:45.272	40.704	34.540	41.072	6	1:56.316
199	13:41.255	37.803	37.377	40.803	7	1:55.983
226	15:37.060	41.649	33.876	40.280	8	1:55.805
253	17:32.222	40.641	35.224	39.297	9	1:55.162
280	19:27.815	41.745	31.381	42.467	10	1:55.593
307	21:23.435	39.026	36.546	40.048	11	1:55.620
332	23:19.840	41.212	33.197	41.996	12	1:56.405
358	25:14.993	40.306	34.547	40.300	13	1:55.153
385	27:10.391	40.734			14	1:55.398
418	29:06.510	41.556	31.759	42.804	15	1:56.119
450	31:03.014	39.548	38.033	38.923	16	1:56.504
477	32:59.765	35.494	39.129	42.128	17	1:56.751
503	34:55.815	39.007	33.389	43.654	18	1:56.050
526	36:51.615	40.609	32.796	42.395	19	1:55.800
551	38:47.213	41.551	34.658	39.389	20	1:55.598
580	40:43.612	40.544	35.178	40.677	21	1:56.399
604	42:37.912	37.102	38.124	39.074	22	1:54.300
629	44:33.230	40.001	37.487	37.830	23	1:55.318
654	46:30.084	40.893	34.055	41.906	24	1:56.854
678	48:27.168	42.038	32.082	42.964	25	1:57.084
707	50:23.160	42.385	35.286	38.321	26	1:55.992
739	52:19.197	38.841	37.372	39.824	27	1:56.037
766	54:16.061	43.417	34.325	39.122	28	1:56.864
799	56:11.519	41.707	31.928	41.823	29	1:55.458
827	58:06.854	41.580	35.588	38.167	30	1:55.335
859	1h00:02.616	40.321	36.077	39.364	31	1:55.762
894	1h01:59.099	40.560	33.835	42.088	32	1:56.483
926	1h03:54.568	41.418	34.017	40.034	33	1:55.469
952	1h05:51.000	41.968	35.123	39.341	34	1:56.432
980	1h07:47.021	40.596	35.436	39.989	35	1:56.021
1005	1h09:43.733	40.312	35.550	40.850	36	1:56.712
1033	1h11:39.719	38.807	36.012	41.167	37	1:55.986
1059	1h13:36.134	38.455	36.892	41.068	38	1:56.415
1087	1h15:32.434	40.063	36.582	39.655	39	1:56.300
1113	[IN] 1h17:33.965	41.511	34.480	45.540	40	
1150	OUT] 1h20:35.586				40	3:01.621
1175	1h22:28.298		33.893	42.225	41	
1202	1h24:27.262	38.722	39.012	41.230	42	1:58.964



21 & 22 AVRIL 2012

Seq	Heure	Secteur 1	Secteur 2	Secteur 3	Tour	Temps
1227	1h26:22.813	40.488	36.094	38.969	43	1:55.551
1253	1h28:20.774	41.847	32.679	43.435	44	1:57.961
1282	1h30:17.763	42.449	34.917	39.623	45	1:56.989
1308	1h32:14.820	38.996	35.975	42.086	46	1:57.057
1335	1h34:11.206	41.687	33.731	40.968	47	1:56.386
1360	1h36:10.183	41.765	31.407	45.805	48	1:58.977
1387	1h38:06.218	39.793	36.438	39.804	49	1:56.035
1420	1h40:02.591	41.688	36.438	38.247	50	1:56.373
1450	1h41:59.842	42.409	33.723	41.119	51	1:57.251
1475	1h43:55.962	37.771	36.544	41.805	52	1:56.120
1500	1h45:51.894	40.199	35.468	40.265	53	1:55.932
1525	1h47:47.866	39.877	35.037	41.058	54	1:55.972
1548	1h49:44.635	42.708	32.964	41.097	55	1:56.769
1573	1h51:40.213	39.656	32.310	43.612	56	1:55.578
1598	1h53:36.725	42.169	33.499	40.844	57	1:56.512
1622	1h55:32.548	42.034	33.121	40.668	58	1:55.823
1647	1h57:29.340	42.936	34.632	39.224	59	1:56.792
1671	1h59:25.676	39.826	36.496	40.014	60	1:56.336
1696	2h01:19.041					FINISH
1697	2h01:22.423	39.330	36.488	40.929	61	1:56.747

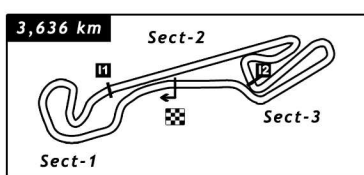


21 & 22 AVRIL 2012

Seq Heure Secteur 1 Secteur 2 Secteur 3 Tour Temps

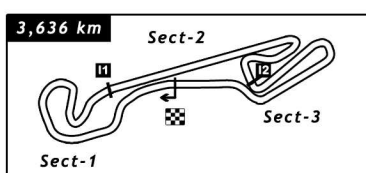
671 DMR COMPETITION

Seq	Heure	Secteur 1	Secteur 2	Secteur 3	Tour	Temps
3						START
42	2:04.670	46.051	35.451	40.067	1	
69	4:01.516	41.558	34.995	40.293	2	1:56.846
95	5:57.846	41.361	34.966	40.003	3	1:56.330
122	7:53.736	35.557	42.263	38.070	4	1:55.890
149	9:50.681	41.633	34.295	41.017	5	1:56.945
176	11:46.534	41.544	34.866	39.443	6	1:55.853
203	13:42.342	39.378	36.167	40.263	7	1:55.808
230	15:39.049	43.053	32.873	40.781	8	1:56.707
258	17:35.528	41.363	35.841	39.275	9	1:56.479
284	19:35.401	40.592	37.070	42.211	10	1:59.873
311	21:31.601	40.113	36.520	39.567	11	1:56.200
339	23:29.051	40.487	34.677	42.286	12	1:57.450
365	25:25.707	40.764	33.400	42.492	13	1:56.656
393	27:21.448	40.787	35.498	39.456	14	1:55.741
426	29:17.507	42.201	29.321	44.537	15	1:56.059
457	31:15.358	42.885	35.178	39.788	16	1:57.851
484	33:13.466	42.023	35.071	41.014	17	1:58.108
510	35:10.151	40.565	35.629	40.491	18	1:56.685
533	37:06.414	41.154	33.227	41.882	19	1:56.263
559	39:02.737	39.032	36.834	40.457	20	1:56.323
587	40:59.400	39.997	33.961	42.705	21	1:56.663
612	42:55.620	38.545	38.926	38.749	22	1:56.220
637	44:53.359	39.187	36.790	41.762	23	1:57.739
662	46:50.425	40.839	35.449	40.778	24	1:57.066
687	48:47.197	41.921	35.031	39.820	25	1:56.772
715	50:45.016	41.775	35.901	40.143	26	1:57.819
746	52:41.409	38.705	37.654	40.034	27	1:56.393
772	54:37.675	38.844	37.490	39.932	28	1:56.266
806	56:35.323	42.858	36.296	38.494	29	1:57.648
835	58:31.992	38.557	37.893	40.219	30	1:56.669
871	1h00:29.057	42.053	32.668	42.344	31	1:57.065
905	1h02:25.151	41.356	32.969	41.769	32	1:56.094
934	1h04:23.686	40.865	37.350	40.320	33	1:58.535
961	1h06:20.518	37.890	33.444	45.498	34	1:56.832
987	1h08:17.176	40.544	36.789	39.325	35	1:56.658
1015	1h10:14.130	39.312	37.937	39.705	36	1:56.954
1040	1h12:10.503	39.298	35.778	41.297	37	1:56.373
1067	1h14:07.578	40.709	34.862	41.504	38	1:57.075
1093	1h16:06.857	40.365	36.450	42.464	39	1:59.279
1119	1h18:02.409	38.435			40	1:55.552
1142	1h19:59.161	41.599	35.377	39.776	41	1:56.752
1169	[IN] 1h22:02.542	42.344	35.494	45.543	42	
1214	OUT] 1h25:06.682				42	3:04.140



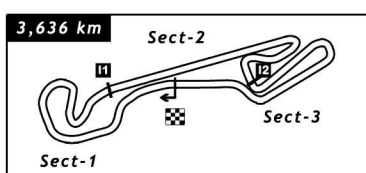
21 & 22 AVRIL 2012

Seq	Heure	Secteur 1	Secteur 2	Secteur 3	Tour	Temps
1239	1h27:00.393		34.077	42.349	43	
1264	1h28:59.491	39.372	37.533	42.193	44	1:59.098
1294	1h30:56.334	42.360	35.846	38.637	45	1:56.843
1320	1h32:55.036	41.810	37.704	39.188	46	1:58.702
1347	1h34:53.448	39.949	37.772	40.691	47	1:58.412
1373	1h36:49.671	35.415	39.861	40.947	48	1:56.223
1403	1h38:48.031	43.984	33.492	40.884	49	1:58.360
1432	1h40:47.788	39.667	38.932	41.158	50	1:59.757
1463	1h42:44.121	38.334	38.622	39.377	51	1:56.333
1488	1h44:41.064	39.025	35.941	41.977	52	1:56.943
1514	1h46:39.687	43.192	33.130	42.301	53	1:58.623
1539	1h48:37.922	41.815	34.678	41.742	54	1:58.235
1564	1h50:33.970	39.852	36.937	39.259	55	1:56.048
1589	1h52:30.617	40.533	35.069	41.045	56	1:56.647
1613	1h54:28.826	43.917	34.552	39.740	57	1:58.209
1638	1h56:28.085	40.571	32.873	45.815	58	1:59.259
1663	1h58:24.416	40.353	35.434	40.544	59	1:56.331
1688	2h00:22.197	41.400	36.122	40.259	60	1:57.781
1696	2h01:19.041					FINISH
1715	2h02:22.033	43.448	31.569	44.819	61	1:59.836



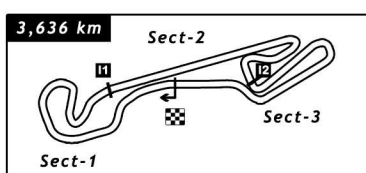
21 & 22 AVRIL 2012

Seq	Heure	Secteur 1	Secteur 2	Secteur 3	Tour	Temps
690 MONTBELIARD						
3						START
36	2:01.944	45.068	34.463	40.070	1	
63	3:59.617	41.325	34.884	41.464	2	1:57.673
90	5:55.974	40.084	33.523	42.750	3	1:56.357
117	7:51.861	34.375	42.262	39.250	4	1:55.887
143	9:48.467	41.536	33.044	42.026	5	1:56.606
170	11:42.854	40.424	34.504	39.459	6	1:54.387
196	13:38.412	39.197	37.341	39.020	7	1:55.558
223	15:33.741	42.887	33.919	38.523	8	1:55.329
250	17:29.879	41.057	32.734	42.347	9	1:56.138
277	19:25.075	41.917	33.903	39.376	10	1:55.196
304	21:21.651	41.760	33.818	40.998	11	1:56.576
330	23:16.603	39.067	34.258	41.627	12	1:54.952
355	25:11.261	40.335	34.157	40.166	13	1:54.658
382	27:07.027	41.816			14	1:55.766
415	29:02.594	37.944	34.998	42.625	15	1:55.567
446	30:59.057	39.290	35.612	41.561	16	1:56.463
474	32:54.650	38.446	36.312	40.835	17	1:55.593
500	34:50.352	41.221	33.973	40.508	18	1:55.702
523	36:45.928	41.831	31.961	41.784	19	1:55.576
548	38:42.764	42.908	34.721	39.207	20	1:56.836
577	40:39.866	41.885	34.153	41.064	21	1:57.102
602	42:35.213	38.395	36.799	40.153	22	1:55.347
627	44:30.695	36.779	39.413	39.290	23	1:55.482
652	46:24.819	40.980	32.651	40.493	24	1:54.124
675	48:22.059	42.881	33.124	41.235	25	1:57.240
704	50:17.901	42.248	35.113	38.481	26	1:55.842
736	52:13.779	36.943	38.227	40.708	27	1:55.878
764	54:10.641	43.223	31.312	42.327	28	1:56.862
798	56:06.596	41.478	34.440	40.037	29	1:55.955
825	58:02.536	41.150	35.588	39.202	30	1:55.940
857	59:58.279	41.232	33.130	41.381	31	1:55.743
893	1h01:55.134	43.296	31.416	42.143	32	1:56.855
924	1h03:51.153	41.528	33.026	41.465	33	1:56.019
951	1h05:46.885	41.374	33.740	40.618	34	1:55.732
978	1h07:42.761	41.029	33.965	40.882	35	1:55.876
1004	1h09:39.243	39.481	35.077	41.924	36	1:56.482
1032	1h11:35.602	39.824	34.762	41.773	37	1:56.359
1057	1h13:31.350	38.055	36.866	40.827	38	1:55.748
1085	1h15:27.055	41.821	36.014	37.870	39	1:55.705
1110	1h17:24.310	41.791	33.939	41.525	40	1:57.255
1136	[IN] 1h19:23.969	41.611	32.797	45.251	41	
1174	OUT] 1h22:26.458				41	3:02.489
1199	1h24:19.543		36.945	41.703	42	



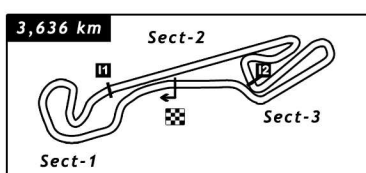
21 & 22 AVRIL 2012

Seq	Heure	Secteur 1	Secteur 2	Secteur 3	Tour	Temps
1225	1h26:18.671	41.410	36.613	41.105	43	1:59.128
1251	1h28:16.087	39.069	38.478	39.869	44	1:57.416
1280	1h30:15.961	44.021	34.810	41.043	45	1:59.874
1307	1h32:12.622	37.887	35.514	43.260	46	1:56.661
1334	1h34:08.078	40.214	33.534	41.708	47	1:55.456
1358	1h36:05.176	41.802	29.987	45.309	48	1:57.098
1385	1h38:01.746	40.732	33.424	42.414	49	1:56.570
1417	1h39:58.579	41.779	36.302	38.752	50	1:56.833
1447	1h41:55.420	42.968	35.094	38.779	51	1:56.841
1473	1h43:52.603	38.792	36.211	42.180	52	1:57.183
1497	1h45:48.752	39.066	34.040	43.043	53	1:56.149
1522	1h47:45.018	40.024	36.121	40.121	54	1:56.266
1547	1h49:43.150	43.136	32.625	42.371	55	1:58.132
1572	1h51:40.617	41.933	30.323	45.211	56	1:57.467
1597	1h53:36.416	41.131	33.640	41.028	57	1:55.799
1623	1h55:32.979	42.145	33.774	40.644	58	1:56.563
1648	1h57:30.208	43.224	34.856	39.149	59	1:57.229
1672	1h59:26.483	39.844	36.571	39.860	60	1:56.275
1696	2h01:19.041					FINISH
1698	2h01:23.429	39.865	36.098	40.983	61	1:56.946



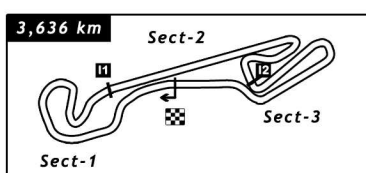
21 & 22 AVRIL 2012

Seq	Heure	Secteur 1	Secteur 2	Secteur 3	Tour	Temps
695 NO LIMIT RACING						
3						START
47	2:08.468	46.534	35.915	41.820	1	
75	4:05.716	40.152	36.182	40.914	2	1:57.248
102	6:03.131	41.144	37.398	38.873	3	1:57.415
129	8:01.820	40.448	38.073	40.168	4	1:58.689
156	9:59.235	39.807	37.698	39.910	5	1:57.415
183	11:56.329	41.543	36.950	38.601	6	1:57.094
210	13:53.473	39.577	35.126	42.441	7	1:57.144
236	15:51.056	42.217	33.046	42.320	8	1:57.583
263	17:49.006	41.153	33.160	43.637	9	1:57.950
290	19:45.421	40.599	34.620	41.196	10	1:56.415
315	21:41.221	40.744	35.660	39.396	11	1:55.800
341	23:38.730	42.495	32.782	42.232	12	1:57.509
368	25:36.703	37.466	37.782	42.725	13	1:57.973
396	27:34.497	40.495	37.873	39.426	14	1:57.794
428	29:32.417	40.864	29.682	47.374	15	1:57.920
459	31:29.558	40.427	34.849	41.865	16	1:57.141
485	33:25.901	40.122	36.497	39.724	17	1:56.343
511	35:22.767	39.723	37.096	40.047	18	1:56.866
535	37:22.613	39.442	37.416	42.988	19	1:59.846
562	39:19.479	41.535	32.332	42.999	20	1:56.866
589	41:16.435	42.055	36.370	38.531	21	1:56.956
613	43:15.148	42.535	35.549	40.629	22	1:58.713
638	45:12.518	40.462	36.148	40.760	23	1:57.370
663	47:07.478	37.065	37.846	40.049	24	1:54.960
691	49:04.507	39.552	38.623	38.854	25	1:57.029
720	51:01.303	42.895	33.826	40.075	26	1:56.796
748	52:59.577	39.720	37.113	41.441	27	1:58.274
776	[IN] 55:00.844	42.278	32.001	46.988	28	
829	[OUT] 58:12.677				28	3:11.833
864	1h00:11.460		40.476	39.809	29	
898	1h02:14.096	41.269	38.703	42.664	30	2:02.636
932	1h04:16.774	44.131	37.925	40.622	31	2:02.678
960	1h06:17.577	41.764	33.117	45.922	32	2:00.803
988	1h08:18.952	43.873	37.412	40.090	33	2:01.375
1017	1h10:19.636	40.734	39.660	40.290	34	2:00.684
1044	1h12:19.458	41.552	38.266	40.004	35	1:59.822
1071	1h14:20.656	40.144	40.589	40.465	36	2:01.198
1095	1h16:21.525	43.506	34.854	42.509	37	2:00.869
1121	1h18:22.441	43.173	37.719	40.024	38	2:00.916
1147	1h20:23.777	43.142	35.229	42.965	39	2:01.336
1173	1h22:23.747	43.736	32.691	43.543	40	1:59.970
1201	1h24:23.406	39.724	39.487	40.448	41	1:59.659
1228	1h26:23.643	41.968	37.986	40.283	42	2:00.237



21 & 22 AVRIL 2012

Seq	Heure	Secteur 1	Secteur 2	Secteur 3	Tour	Temps
1255	1h28:24.686	42.791	34.190	44.062	43	2:01.043
1284	1h30:23.769	43.121	35.769	40.193	44	1:59.083
1310	1h32:23.787	41.025	37.847	41.146	45	2:00.018
1337	1h34:24.363	44.180	35.927	40.469	46	2:00.576
1363	1h36:25.297	39.211	40.013	41.710	47	2:00.934
1397	1h38:26.343	41.326	36.727	42.993	48	2:01.046
1426	1h40:24.755	37.629	41.227	39.556	49	1:58.412
1458	1h42:28.722	44.148	34.602	45.217	50	2:03.967
1485	1h44:29.653	35.175	44.488	41.268	51	2:00.931
1513	1h46:31.458	41.651	39.101	41.053	52	2:01.805
1538	1h48:30.624	41.456	35.851	41.859	53	1:59.166
1563	1h50:30.270	41.988	37.377	40.281	54	1:59.646
1588	1h52:29.935	39.891	39.217	40.557	55	1:59.665
1614	1h54:32.649	45.034	35.442	42.238	56	2:02.714
1639	1h56:32.753	41.074	36.513	42.517	57	2:00.104
1666	1h58:34.537	41.557	38.300	41.927	58	2:01.784
1691	2h00:36.040	40.957	37.816	42.730	59	2:01.503
1696	2h01:19.041					FINISH
1719	2h02:37.622	42.644	36.667	42.271	60	2:01.582

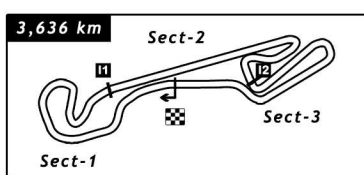


21 & 22 AVRIL 2012

Seq Heure Secteur 1 Secteur 2 Secteur 3 Tour Temps

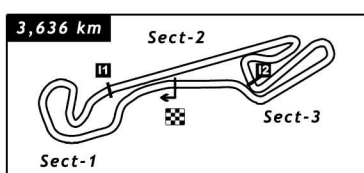
713 NEW TEAM COMPETITION

Seq	Heure	Secteur 1	Secteur 2	Secteur 3	Tour	Temps
3						START
49	2:09.303	47.690	35.683	41.947	1	
76	4:06.464	40.248	35.894	41.019	2	1:57.161
103	6:03.794	40.996	37.300	39.034	3	1:57.330
130	8:02.408	42.941	35.601	40.072	4	1:58.614
157	10:00.070	40.786	36.825	40.051	5	1:57.662
185	11:59.451	41.593	37.890	39.898	6	1:59.381
212	13:56.875	36.648	40.256	40.520	7	1:57.424
239	15:54.570	41.813	33.009	42.873	8	1:57.695
266	17:54.190	39.820	37.555	42.245	9	1:59.620
293	19:50.324	39.602	36.483	40.049	10	1:56.134
319	21:50.070	43.444	34.945	41.357	11	1:59.746
344	23:47.970	41.339	33.587	42.974	12	1:57.900
370	25:45.227	41.271	34.333	41.653	13	1:57.257
399	27:44.807	42.627	35.310	41.643	14	1:59.580
431	29:42.903	42.275	35.630	40.191	15	1:58.096
464	31:43.108	42.205	35.547	42.453	16	2:00.205
489	33:40.658	40.202	35.865	41.483	17	1:57.550
515	35:39.874	42.749	36.517	39.950	18	1:59.216
539	37:37.300	40.886	36.670	39.870	19	1:57.426
567	39:34.831	41.535	36.245	39.751	20	1:57.531
592	41:33.745	38.419	37.318	43.177	21	1:58.914
617	43:31.947	42.146	33.636	42.420	22	1:58.202
642	45:29.449	40.696	33.887	42.919	23	1:57.502
667	47:28.145	42.186	36.472	40.038	24	1:58.696
695	49:24.626	42.096	33.376	41.009	25	1:56.481
725	51:22.996	42.969	35.369	40.032	26	1:58.370
752	53:20.142	41.954	32.990	42.202	27	1:57.146
782	[IN] 55:22.875	42.220	36.350	44.163	28	
837	[OUT] 58:54.112				28	3:31.237
875	1h00:49.349		35.560	39.788	29	
908	1h02:47.953	38.290	40.256	40.058	30	1:58.604
937	1h04:43.755	41.355	35.287	39.160	31	1:55.802
963	1h06:41.833	42.459	33.418	42.201	32	1:58.078
990	1h08:39.349	39.982	36.542	40.992	33	1:57.516
1019	1h10:37.678	40.041	35.776	42.512	34	1:58.329
1046	1h12:33.785	41.007	35.271	39.829	35	1:56.107
1073	1h14:32.306	40.302	37.823	40.396	36	1:58.521
1096	1h16:29.725	41.753	33.227	42.439	37	1:57.419
1122	1h18:27.984	41.662	35.324	41.273	38	1:58.259
1148	1h20:24.851	40.316	36.024	40.527	39	1:56.867
1172	1h22:21.681	42.159	31.393	43.278	40	1:56.830
1200	1h24:19.811	38.745	37.672	41.713	41	1:58.130
1226	1h26:17.805	41.521	36.742	39.731	42	1:57.994



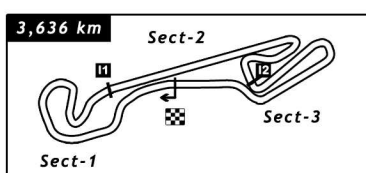
21 & 22 AVRIL 2012

Seq	Heure	Secteur 1	Secteur 2	Secteur 3	Tour	Temps
1252	1h28:16.478	40.274	38.584	39.815	43	1:58.673
1279	1h30:14.279	43.307	34.145	40.349	44	1:57.801
1306	1h32:12.066	38.759	35.644	43.384	45	1:57.787
1333	1h34:08.276	41.042	33.557	41.611	46	1:56.210
1359	1h36:06.453	42.135	30.365	45.677	47	1:58.177
1386	1h38:03.457	40.956	33.594	42.454	48	1:57.004
1419	1h39:59.980	41.745	36.368	38.410	49	1:56.523
1448	1h41:58.160	42.765	35.326	40.089	50	1:58.180
1474	1h43:55.481	37.513	36.018	43.790	51	1:57.321
1499	1h45:50.472	38.980	32.896	43.115	52	1:54.991
1524	1h47:47.092	40.085	36.137	40.398	53	1:56.620
1549	1h49:45.674	43.222	33.708	41.652	54	1:58.582
1574	1h51:42.249	39.873	33.130	43.572	55	1:56.575
1599	1h53:39.070	42.264	32.589	41.968	56	1:56.821
1624	1h55:37.072	41.773	33.852	42.377	57	1:58.002
1649	1h57:33.717	41.897	34.881	39.867	58	1:56.645
1674	1h59:30.428	40.414	36.557	39.740	59	1:56.711
1696	2h01:19.041					FINISH
1700	2h01:26.714	41.168	36.002	39.116	60	1:56.286



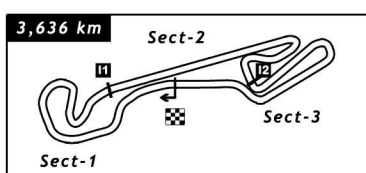
21 & 22 AVRIL 2012

Seq	Heure	Secteur 1	Secteur 2	Secteur 3	Tour	Temps
715 GPA RACING						
3						START
54	2:13.475	47.422	36.563	42.900	1	
83	4:14.961	41.580	36.106	43.800	2	2:01.486
111	6:18.172	42.294	35.616	45.301	3	2:03.211
138	8:20.671	43.780	37.709	41.010	4	2:02.499
166	10:23.905	43.610	37.812	41.812	5	2:03.234
193	12:24.933	42.344	34.616	44.068	6	2:01.028
220	14:27.254	41.143	36.664	44.514	7	2:02.321
247	16:27.435	39.808	39.233	41.140	8	2:00.181
274	18:29.752	42.809	38.451	41.057	9	2:02.317
301	20:31.652	42.071	33.350	46.479	10	2:01.900
327	22:32.494	34.981	40.818	45.043	11	2:00.842
354	24:32.563	40.939	37.259	41.871	12	2:00.069
380	26:35.356	42.514	38.075	42.204	13	2:02.793
412	28:33.723	42.176	34.750	41.441	14	1:58.367
444	30:33.534	42.030	38.285	39.496	15	1:59.811
473	32:35.318	42.380	36.673	42.731	16	2:01.784
497	34:35.242	39.374	38.968	41.582	17	1:59.924
522	36:36.362	42.149	38.683	40.288	18	2:01.120
547	38:37.669	44.521	37.283	39.503	19	2:01.307
578	40:39.650	44.819	35.220	41.942	20	2:01.981
605	42:40.644	40.379	39.484	41.131	21	2:00.994
631	44:38.973	40.174	37.780	40.375	22	1:58.329
656	46:38.851	42.917	35.040	41.921	23	1:59.878
684	48:39.863	43.933	36.476	40.603	24	2:01.012
714	50:40.652	41.471	38.004	41.314	25	2:00.789
745	52:39.771	40.228	37.587	41.304	26	1:59.119
774	54:39.592	42.447	36.629	40.745	27	1:59.821
807	56:39.257	43.648	36.259	39.758	28	1:59.665
836	58:40.216	44.240	33.865	42.854	29	2:00.959
873	1h00:41.907	40.471	35.625	45.595	30	2:01.691
907	1h02:39.793	37.560	41.131	39.195	31	1:57.886
936	[IN] 1h04:43.852	43.645	36.830	43.584	32	
983	OUT] 1h08:00.493				32	3:16.641
1013	1h10:08.176		40.331	45.744	33	
1043	1h12:19.379	44.808	38.823	47.572	34	2:11.203
1072	1h14:27.776	45.418	39.034	43.945	35	2:08.397
1098	1h16:36.910	46.094	38.571	44.469	36	2:09.134
1124	1h18:43.487	45.613	38.207	42.757	37	2:06.577
1152	1h20:49.691	44.584	37.664	43.956	38	2:06.204
1186	1h22:58.711	40.508	44.950	43.562	39	2:09.020
1213	1h25:04.331	45.229	34.287	46.104	40	2:05.620
1241	1h27:09.414	44.851	36.058	44.174	41	2:05.083
1270	1h29:15.149	39.497	43.093	43.145	42	2:05.735



21 & 22 AVRIL 2012

Seq	Heure	Secteur 1	Secteur 2	Secteur 3	Tour	Temps
1297	1h31:20.113	44.255	38.747	41.962	43	2:04.964
1323	1h33:23.251	43.000	38.397	41.741	44	2:03.138
1352	1h35:28.754	45.742	36.453	43.308	45	2:05.503
1380	1h37:32.669	41.402	38.807	43.706	46	2:03.915
1413	1h39:37.151	44.466	34.026	45.990	47	2:04.482
1445	1h41:39.135	43.616	35.038	43.330	48	2:01.984
1471	1h43:41.764	45.072	29.579	47.978	49	2:02.629
1496	1h45:43.821	41.903	34.606	45.548	50	2:02.057
1523	1h47:46.735	42.039	37.437	43.438	51	2:02.914
1552	1h49:51.282	45.867	35.130	43.550	52	2:04.547
1577	1h51:51.043	42.545	32.018	45.198	53	1:59.761
1602	1h53:51.848	43.290	37.351	40.164	54	2:00.805
1627	1h55:53.429	44.101	35.419	42.061	55	2:01.581
1657	1h58:08.419	56.739	32.575	45.676	56	2:14.990
1684	2h00:10.414	41.904	37.553	42.538	57	2:01.995
1696	2h01:19.041					FINISH
1713	2h02:12.692	43.556	32.013	46.709	58	2:02.278

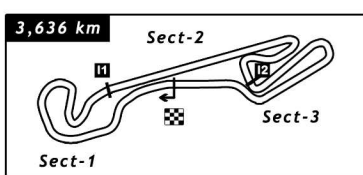


21 & 22 AVRIL 2012

Seq Heure Secteur 1 Secteur 2 Secteur 3 Tour Temps

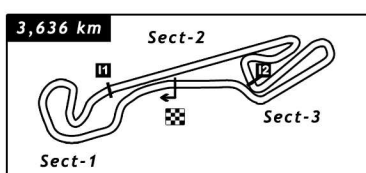
719 MP COMPÉTITION

Seq	Heure	Secteur 1	Secteur 2	Secteur 3	Tour	Temps
3						START
41	2:04.325	45.907	35.606	39.978	1	
67	4:01.019	41.512	35.006	40.176	2	1:56.694
96	5:58.459	42.125	35.067	40.248	3	1:57.440
125	7:57.082	35.870	43.090	39.663	4	1:58.623
152	9:54.445	40.380	34.457	42.526	5	1:57.363
179	11:50.903	40.814	33.859	41.785	6	1:56.458
206	13:46.115	36.937	38.139	40.136	7	1:55.212
233	15:42.867	41.095	35.094	40.563	8	1:56.752
261	17:39.628	40.888	35.551	40.322	9	1:56.761
287	19:36.590	41.901	34.838	40.223	10	1:56.962
314	21:32.785	42.024	36.066	38.105	11	1:56.195
340	23:29.743	39.953	35.036	41.969	12	1:56.958
366	25:26.043	40.782	33.116	42.402	13	1:56.300
394	[IN] 27:29.165	40.928	35.426	46.768	14	
688	[OUT] 48:53.338				14	21:24.173
716	50:45.167		35.730	38.895	15	
747	52:41.757	39.903	37.267	39.420	16	1:56.590
773	54:37.781	40.166	36.137	39.721	17	1:56.024
805	56:34.185	42.040	36.143	38.221	18	1:56.404
834	58:30.790	38.357	38.032	40.216	19	1:56.605
870	1h00:28.132	42.208	32.586	42.548	20	1:57.342
903	1h02:24.405	41.450	33.062	41.761	21	1:56.273
933	1h04:20.733	40.516	36.388	39.424	22	1:56.328
959	1h06:17.033	38.990	32.988	44.322	23	1:56.300
985	1h08:14.981	40.351	37.892	39.705	24	1:57.948
1014	1h10:13.030	37.743	39.534	40.772	25	1:58.049
1039	1h12:08.908	38.259	39.113	38.506	26	1:55.878
1066	1h14:05.353	40.675	35.589	40.181	27	1:56.445
1092	1h16:02.788	40.544	36.124	40.767	28	1:57.435
1116	1h18:00.096	39.779			29	1:57.308
1141	1h19:56.993	42.364	35.223	39.310	30	1:56.897
1167	1h21:55.680	42.856	35.299	40.532	31	1:58.687
1194	1h23:52.450	42.066	34.664	40.040	32	1:56.770
1221	1h25:49.299	39.783	37.610	39.456	33	1:56.849
1247	1h27:46.357	39.741	38.892	38.425	34	1:57.058
1275	1h29:44.014	40.847	36.736	40.074	35	1:57.657
1300	1h31:42.067	39.690	35.837	42.526	36	1:58.053
1327	1h33:37.535	40.859	35.014	39.595	37	1:55.468
1353	1h35:34.030	43.027	33.778	39.690	38	1:56.495
1379	1h37:32.547	40.110	35.700	42.707	39	1:58.517
1411	1h39:29.374	42.095	35.095	39.637	40	1:56.827
1443	1h41:26.128	39.123	38.912	38.719	41	1:56.754
1469	1h43:24.055	43.315	32.668	41.944	42	1:57.927



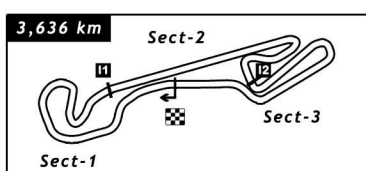
21 & 22 AVRIL 2012

Seq	Heure	Secteur 1	Secteur 2	Secteur 3	Tour	Temps
1494	1h45:21.134	40.454	35.059	41.566	43	1:57.079
1519	1h47:17.667	38.143	36.078	42.312	44	1:56.533
1543	1h49:13.513	39.942	35.790	40.114	45	1:55.846
1568	1h51:10.768	40.175	34.860	42.220	46	1:57.255
1593	1h53:08.546	43.595	32.648	41.535	47	1:57.778
1618	[IN] 1h55:10.638	42.029	35.012	45.051	48	
1641	OUT] 1h56:37.634				48	1:26.996
1664	1h58:28.765		36.711	38.869	49	
1689	2h00:26.951	43.585	33.021	41.580	50	1:58.186
1696	2h01:19.041					FINISH
1716	2h02:26.803	42.823	32.144	44.885	51	1:59.852



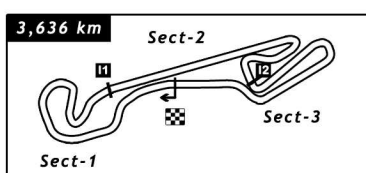
21 & 22 AVRIL 2012

Seq	Heure	Secteur 1	Secteur 2	Secteur 3	Tour	Temps
738 ORIGINAL TEAM						
3						START
52	2:10.355	48.411	36.535	41.090	1	
79	4:11.101	42.125	36.934	41.687	2	2:00.746
106	6:10.962	41.123	38.345	40.393	3	1:59.861
134	8:13.423	45.238	34.498	42.725	4	2:02.461
161	10:11.994	42.027	36.163	40.381	5	1:58.571
188	12:11.134	42.995	34.615	41.530	6	1:59.140
215	14:11.634	43.067	36.878	40.555	7	2:00.500
242	16:10.123	42.005	36.281	40.203	8	1:58.489
270	18:09.410	39.155	36.854	43.278	9	1:59.287
297	20:09.744	41.630	37.667	41.037	10	2:00.334
323	22:07.950	42.680	31.571	43.955	11	1:58.206
349	24:07.698	40.108	38.018	41.622	12	1:59.748
375	26:05.503	37.930	40.984	38.891	13	1:57.805
403	28:06.692	43.070	34.121	43.998	14	2:01.189
437	30:04.265	36.773	38.602	42.198	15	1:57.573
468	32:03.018	42.982	36.413	39.358	16	1:58.753
493	34:04.052	43.305	33.637	44.092	17	2:01.034
518	36:02.587	41.615	36.878	40.042	18	1:58.535
543	38:02.681	40.187	39.397	40.510	19	2:00.094
572	39:59.836	38.286	37.442	41.427	20	1:57.155
597	42:00.493	41.731	35.795	43.131	21	2:00.657
623	44:01.846	40.277	37.507	43.569	22	2:01.353
647	45:59.458	38.910	37.200	41.502	23	1:57.612
673	48:00.433	44.895	32.999	43.081	24	2:00.975
701	50:00.765	38.684	39.001	42.647	25	2:00.332
734	51:58.404	40.748	35.391	41.500	26	1:57.639
762	53:57.184	42.189	31.645	44.946	27	1:58.780
795	[IN] 56:02.188	44.364	35.675	44.965	28	
885	1h01:34.500		36.161	42.298	29	
919	1h03:35.963	43.627	35.737	42.099	30	2:01.463
946	1h05:34.981	42.303	33.608	43.107	31	1:59.018
975	1h07:34.195	42.635	33.913	42.666	32	1:59.214
1002	1h09:34.678	42.027	31.643	46.813	33	2:00.483
1030	1h11:34.544	41.078	34.969	43.819	34	1:59.866
1058	1h13:32.690	40.570	35.911	41.665	35	1:58.146
1086	1h15:31.278	42.516	31.865	44.207	36	1:58.588
1112	1h17:32.626	43.070	32.972	45.306	37	2:01.348
1138	1h19:30.515	41.621	33.921	42.347	38	1:57.889
1164	1h21:30.451	41.210	36.671	42.055	39	1:59.936
1192	1h23:28.948	41.168	35.957	41.372	40	1:58.497
1219	1h25:27.909	39.506	38.032	41.423	41	1:58.961
1245	1h27:26.242	41.300	37.269	39.764	42	1:58.333
1272	1h29:25.219	34.838	43.629	40.510	43	1:58.977



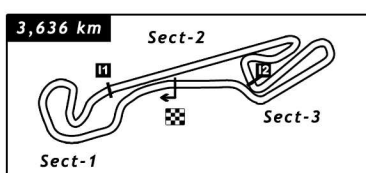
21 & 22 AVRIL 2012

Seq	Heure	Secteur 1	Secteur 2	Secteur 3	Tour	Temps
1299	1h31:24.469	41.987	36.475	40.788	44	1:59.250
1325	1h33:24.037	42.122	35.666	41.780	45	1:59.568
1351	1h35:24.617	43.639	35.958	40.983	46	2:00.580
1377	1h37:22.570	40.634	36.724	40.595	47	1:57.953
1409	1h39:21.748	39.931	38.986	40.261	48	1:59.178
1440	1h41:19.791	42.796	36.055	39.192	49	1:58.043
1467	1h43:19.296	42.415	34.501	42.589	50	1:59.505
1492	1h45:17.598	39.412	36.426	42.464	51	1:58.302
1518	1h47:16.872	40.024	33.150	46.100	52	1:59.274
1544	1h49:15.033	39.708	37.676	40.777	53	1:58.161
1569	1h51:14.379	40.533	35.071	43.742	54	1:59.346
1594	1h53:12.420	42.796	35.171	40.074	55	1:58.041
1619	1h55:11.861	41.445	36.278	41.718	56	1:59.441
1644	1h57:08.691	39.800	34.036	42.994	57	1:56.830
1669	1h59:08.117	43.526	32.733	43.167	58	1:59.426
1694	2h01:06.700	41.691	35.579	41.313	59	1:58.583
1696	2h01:19.041					FINISH
1722	2h03:06.636	40.443	39.271	40.222	60	1:59.936



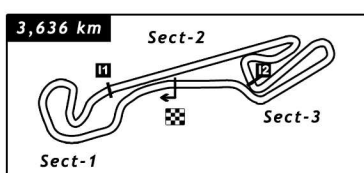
21 & 22 AVRIL 2012

Seq	Heure	Secteur 1	Secteur 2	Secteur 3	Tour	Temps
769 TEAM VILLEFRANCHE						
3						START
58	2:14.072	49.786	37.552	41.938	1	
84	4:15.327	42.780	35.101	43.374	2	2:01.255
110	6:15.904	41.850	34.531	44.196	3	2:00.577
137	8:17.659	42.639	33.464	45.652	4	2:01.755
162	10:15.722	41.594	36.366	40.103	5	1:58.063
189	12:15.045	42.907	33.697	42.719	6	1:59.323
216	14:13.012	41.942	34.126	41.899	7	1:57.967
243	16:10.987	42.400	35.869	39.706	8	1:57.975
269	18:09.889	38.834	35.837	44.231	9	1:58.902
296	20:06.674	39.940	37.541	39.304	10	1:56.785
322	22:05.307	43.882	31.158	43.593	11	1:58.633
348	24:03.928	39.174	38.278	41.169	12	1:58.621
374	26:00.315	37.615	38.857	39.915	13	1:56.387
402	27:59.232	43.098	35.967	39.852	14	1:58.917
435	29:57.126	40.614	35.644	41.636	15	1:57.894
467	31:55.004	41.046	37.176	39.656	16	1:57.878
490	[IN] 33:58.842	43.853	35.426	44.559	17	
565	39:33.282		37.226	46.724	18	
593	41:35.677	40.882	41.021	40.492	19	2:02.395
619	43:38.414	44.401	34.154	44.182	20	2:02.737
643	45:39.331	40.713	39.578	40.626	21	2:00.917
668	47:39.894	43.910	36.924	39.729	22	2:00.563
696	49:41.495	45.387	35.514	40.700	23	2:01.601
729	51:45.656	41.652	33.372	49.137	24	2:04.161
758	53:47.758	42.815	36.449	42.838	25	2:02.102
791	55:47.263	43.054	34.675	41.776	26	1:59.505
821	57:50.373	43.986	33.912	45.212	27	2:03.110
854	59:51.505	41.249	38.995	40.888	28	2:01.132
891	1h01:51.292	42.400	35.856	41.531	29	1:59.787
925	1h03:54.669	43.162	36.745	43.470	30	2:03.377
953	1h05:55.395	43.159	36.193	41.374	31	2:00.726
981	1h07:56.119	44.205	36.353	40.166	32	2:00.724
1010	1h09:59.171	44.806	35.940	42.306	33	2:03.052
1036	1h11:59.729	43.365	37.419	39.774	34	2:00.558
1063	1h13:59.799	44.013	31.519	44.538	35	2:00.070
1090	1h16:00.268	44.153	34.088	42.228	36	2:00.469
1117	1h18:00.649	43.585			37	2:00.381
1144	1h20:04.094	44.442	36.549	42.454	38	2:03.445
1170	1h22:05.622	43.625	32.349	45.554	39	2:01.528
1196	1h24:04.905	42.566	34.071	42.646	40	1:59.283
1223	1h26:03.777	41.430	38.142	39.300	41	1:58.872
1249	1h28:04.864	43.956	34.392	42.739	42	2:01.087
1278	1h30:05.897	44.178	36.082	40.773	43	2:01.033



21 & 22 AVRIL 2012

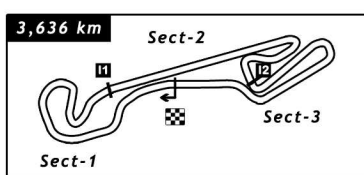
Seq	Heure	Secteur 1	Secteur 2	Secteur 3	Tour	Temps
1304	1h32:06.728	42.696	34.158	43.977	44	2:00.831
1331	1h34:04.612	42.378	34.521	40.985	45	1:57.884
1357	1h36:05.206	43.725	30.369	46.500	46	2:00.594
1389	1h38:07.836	43.898	37.063	41.669	47	2:02.630
1421	1h40:06.777	42.631	33.993	42.317	48	1:58.941
1451	1h42:06.823	43.584	32.456	44.006	49	2:00.046
1477	1h44:06.211	41.740	34.898	42.750	50	1:59.388
1503	1h46:06.194	41.689	37.141	41.153	51	1:59.983
1528	1h48:04.135	42.862	35.129	39.950	52	1:57.941
1556	1h50:08.980	45.750	34.567	44.528	53	2:04.845
1582	1h52:10.105	43.140	36.336	41.649	54	2:01.125
1610	1h54:13.314	41.297	39.585	42.327	55	2:03.209
1635	1h56:13.236	43.098	34.631	42.193	56	1:59.922
1660	1h58:13.593	41.746	32.863	45.748	57	2:00.357
1686	2h00:11.778	41.741	35.109	41.335	58	1:58.185
1696	2h01:19.041					FINISH
1714	2h02:14.116	44.349	33.008	44.981	59	2:02.338



Seq Heure Secteur 1 Secteur 2 Secteur 3 Tour Temps

771 DMR COMPETITION

Seq	Heure	Secteur 1	Secteur 2	Secteur 3	Tour	Temps
3						START
56	2:14.404	51.101	36.550	43.004	1	
81	4:12.751	40.915	35.314	42.118	2	1:58.347
107	6:11.269	40.811	37.733	39.974	3	1:58.518
132	8:10.986	44.386	34.439	40.892	4	1:59.717
159	10:09.473	42.638	36.104	39.745	5	1:58.487
186	12:10.260	40.309	39.913	40.565	6	2:00.787
213	14:08.047	41.141	36.879	39.767	7	1:57.787
240	16:07.493	41.720	37.039	40.687	8	1:59.446
267	18:04.172	37.230	36.873	42.576	9	1:56.679
294	20:02.832	42.490	36.710	39.460	10	1:58.660
320	22:02.566	42.030	33.021	44.683	11	1:59.734
346	24:00.449	39.213	39.126	39.544	12	1:57.883
372	25:58.941	39.331	39.361	39.800	13	1:58.492
400	27:57.890	43.051	36.256	39.642	14	1:58.949
433	29:57.217	40.550	37.248	41.529	15	1:59.327
465	31:53.542	39.207	37.374	39.744	16	1:56.325
491	33:59.403	50.315	35.932	39.614	17	2:05.861
516	35:58.560	42.519	34.658	41.980	18	1:59.157
541	37:56.434	41.416	36.811	39.647	19	1:57.874
570	39:54.379	41.407	35.403	41.135	20	1:57.945
595	41:53.783	44.103	31.596	43.705	21	1:59.404
621	43:51.199	41.893	33.853	41.670	22	1:57.416
645	45:48.467	42.438	35.772	39.058	23	1:57.268
670	47:45.804	42.171	36.784	38.382	24	1:57.337
698	49:45.792	43.541	35.314	41.133	25	1:59.988
727	51:42.037	39.403	30.634	46.208	26	1:56.245
755	53:39.894	41.834	36.874	39.149	27	1:57.857
785	55:38.962	42.675	36.765	39.628	28	1:59.068
815	57:37.852	42.091	37.210	39.589	29	1:58.890
848	59:35.651	36.653	41.347	39.799	30	1:57.799
887	[IN] 1h01:41.709	42.241	34.388	49.429	31	
935	OUT] 1h04:43.511				31	3:01.802
962	1h06:37.553		30.349	46.351	32	
989	1h08:36.403	39.732	36.022	43.096	33	1:58.850
1018	1h10:34.842	41.088	35.954	41.397	34	1:58.439
1045	1h12:34.575	43.094	35.415	41.224	35	1:59.733
1074	1h14:33.606	40.332	38.072	40.627	36	1:59.031
1097	1h16:32.784	42.198	36.807	40.173	37	1:59.178
1123	1h18:30.736	41.747	33.796	42.409	38	1:57.952
1149	1h20:30.326	43.338	36.063	40.189	39	1:59.590
1176	1h22:29.003	41.505	34.669	42.503	40	1:58.677
1203	1h24:26.826	39.505	38.161	40.157	41	1:57.823
1229	1h26:24.374	42.567	36.331	38.650	42	1:57.548



21 & 22 AVRIL 2012

Seq	Heure	Secteur 1	Secteur 2	Secteur 3	Tour	Temps
1254	1h28:24.876	44.298	31.394	44.810	43	2:00.502
1283	1h30:22.082	41.999	35.468	39.739	44	1:57.206
1309	1h32:19.932	40.838	36.052	40.960	45	1:57.850
1336	1h34:19.001	43.632	33.071	42.366	46	1:59.069
1362	1h36:17.281	39.949	35.233	43.098	47	1:58.280
1392	1h38:16.739	40.894	38.451	40.113	48	1:59.458
1423	1h40:14.537	38.250	37.989	41.559	49	1:57.798
1453	1h42:14.456	41.863	31.718	46.338	50	1:59.919
1481	1h44:19.702	38.924	45.844	40.478	51	2:05.246
1507	1h46:16.015	38.383	37.942	39.988	52	1:56.313
1533	1h48:14.947	43.512	33.494	41.926	53	1:58.932
1558	1h50:14.750	41.374	34.646	43.783	54	1:59.803
1583	1h52:11.587	40.083	34.886	41.868	55	1:56.837
1608	1h54:11.029	42.331	34.561	42.550	56	1:59.442
1633	1h56:08.967	41.639	34.623	41.676	57	1:57.938
1658	1h58:09.234	43.299	32.271	44.697	58	2:00.267
1682	2h00:06.618	41.487	35.883	40.014	59	1:57.384
1696	2h01:19.041					FINISH
1709	2h02:05.193	42.591	35.959	40.025	60	1:58.575