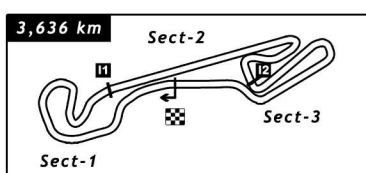


21 & 22 AVRIL 2012

Cl	Num	Team / Club / Site	Tri	Concurrent Titulaire	Tps pilote 1	Cond 2	Tps pilote 2	Temps	Ecart	Vitesse
1	669	TEAM VILLEFRANCHE	Sr	BAROU Philippe	1:59.149	COQUARD Philippe	2:06.488	2:02.818		106,57
2	631	VOLANT CLUB TOULOUSAIN		ESTAPER Philippe	2:09.900	ESTAPER Wilfrid	1:56.384	2:03.142	+0.324	106,29
3	571	DMR COMPETITION		PALOUS Mathieu	2:09.166	SIVIGNON Herve	1:57.311	2:03.238	+0.420	106,21
4	690	MONTBELIARD		CICILIANI Eric	1:56.439	CHAPUIS Fred	2:10.815	2:03.627	+0.809	105,87
5	595	NO LIMIT RACING		COUNIL Guy	1:56.867	COUNIL Guillaume	2:11.274	2:04.070	+1.252	105,50
6	513	NEW TEAM COMPETITION		GARRAUD Christelle	2:12.831	GARRAUD Clément	1:56.010	2:04.420	+1.602	105,20
7	671	DMR COMPETITION		GUILLERMIN Rémi	1:58.868	DAUSSE Dominique	2:10.169	2:04.518	+1.700	105,12
8	719	MP COMPÉTITION		ESPALIEU Pierre-henri	1:58.970	VINCENT Cédric	2:10.677	2:04.823	+2.005	104,86
9	566	TEAM CTR		VALLATA Jean-Francois	2:01.165	PECHARD Yannick	2:08.974	2:05.069	+2.251	104,65
10	539	CHAMPAGNOLE		MATHIS Martin	2:11.826	MILLOUX olivier	1:58.416	2:05.121	+2.303	104,61
11	563	TEAM BERNARD RACING	Sr	MANSON Frederic	1:59.205	ISSARTEL Dominique	2:12.027	2:05.616	+2.798	104,20
12	569	TEAM VILLEFRANCHE		FLOS Claude	2:12.320	BANZET Laurent	1:59.019	2:05.669	+2.851	104,15
13	771	DMR COMPETITION		PACCOUD Eric	1:59.262	VERDURIER Frédéric	2:12.904	2:06.083	+3.265	103,81
14	538	ORIGINAL TEAM	Sr	ROGER Hervé	2:11.354	RAILLARD Serge	2:00.828	2:06.091	+3.273	103,81
15	578	SITE DE POISSY		PIFFAULT Gerard	2:12.237	TREMBLAY Vincent	2:00.013	2:06.125	+3.307	103,78
16	713	NEW TEAM COMPETITION		REVELLO-BERNAT Cléme	1:57.750	POURQUIER Romain	2:15.106	2:06.428	+3.610	103,53
17	667	STRASBOURG		KRILL Gilles	1:59.141	GILLETTE Cedric	2:14.312	2:06.726	+3.908	103,29
18	519	MP COMPÉTITION		MORANCE Julien	2:12.396	PREVOST Pierre	2:01.468	2:06.932	+4.114	103,12
19	613	NEW TEAM COMPETITION		HOUSSARD Olivier	2:15.672	DRU Pascal	1:59.179	2:07.425	+4.607	102,72
20	695	NO LIMIT RACING		NICOLLE Thomas	1:58.883	JOURDAIN Jean	2:16.021	2:07.452	+4.634	102,70
21	769	TEAM VILLEFRANCHE		SIMON Yann	2:00.585	FRAPPE Cyrille	2:15.167	2:07.876	+5.058	102,36
22	738	ORIGINAL TEAM		BONNOT Eric	2:01.602	KIRSCHER Yves	2:14.603	2:08.102	+5.284	102,18
23	572	RG RACING TEAM		GIGON Florian	1:59.740	ROBERT DAVY	2:17.219	2:08.479	+5.661	101,88
24	619	MP COMPÉTITION	Sr	VINCENT Claude	2:01.908	BERNARD Jacques	2:15.104	2:08.506	+5.688	101,85
25	535	HMC LOHEAC TEAM ENDURANCI		BERNARDEAU Alain	2:17.134	FERRANT Olivier	2:00.177	2:08.655	+5.837	101,74
26	506	GENERATION STUNT		SEVEAU Jean-louis	2:16.951	GUILLAUME Dominique	2:01.931	2:09.441	+6.623	101,12
27	715	GPA RACING		RATIER Dimitri	2:14.405	BAREYRE Gerard	2:08.050	2:11.227	+8.409	99,74



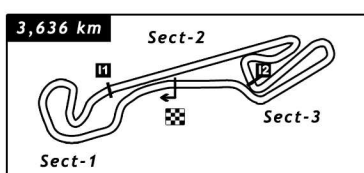
21 & 22 AVRIL 2012

NOGARO
RELAIS 206
Essais Qualificatifs
Historique

Seq Heure Secteur 1 Secteur 2 Secteur 3 Tour Temps

506 GENERATION STUNT

Seq	Heure	Secteur 1	Secteur 2	Secteur 3	Tour	Temps
3						START
31	[OUT] 1:24.742					
58	3:24.703		36.347	45.501	1	
90	5:27.383	42.240	35.613	44.827	2	2:02.680
122	7:29.314	42.178	35.015	44.738	3	2:01.931
149	9:33.539	43.159	35.051	46.015	4	2:04.225
181	11:45.079	44.314	37.074	50.152	5	2:11.540
210	13:59.106	47.102	38.337	48.588	6	2:14.027
240	16:13.533	46.424	38.341	49.662	7	2:14.427
275	18:29.582	47.566	38.422	50.061	8	2:16.049
302	20:44.467	47.074	38.410	49.401	9	2:14.885
333	22:59.048	46.807	38.216	49.558	10	2:14.581
377	25:13.938	47.210	38.374	49.306	11	2:14.890
410	27:29.643	47.076	38.506	50.123	12	2:15.705
435	29:45.023	47.247	38.423	49.710	13	2:15.380
456	[IN] 32:08.424	47.578	38.894	56.929	14	
476	[OUT] 33:57.313				14	1:48.889
500	36:10.743		38.437	50.217	15	
528	38:27.694	47.711	38.688	50.552	16	2:16.951
549	40:47.668	48.105	41.678	50.191	17	2:19.974
569	43:12.313	47.831	38.607	58.207	18	2:24.645
589	45:30.594	48.648	38.788	50.845	19	2:18.281
611	47:48.192	47.618	39.047	50.933	20	2:17.598
632	50:08.243	48.147	40.638	51.266	21	2:20.051
657	52:28.148	48.722	39.701	51.482	22	2:19.905
677	[IN] 54:54.083	48.755	40.390	56.790	23	
723	1h00:02.408					FINISH

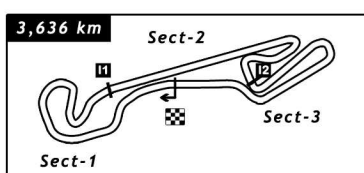


21 & 22 AVRIL 2012

Seq	Heure	Secteur 1	Secteur 2	Secteur 3	Tour	Temps
-----	-------	-----------	-----------	-----------	------	-------

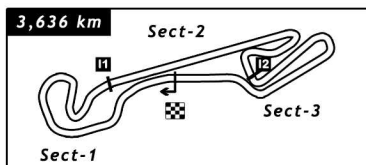
513 NEW TEAM COMPETITION

3						START
34	[OUT] 2:02.491					
63	3:59.605		34.468	43.237	1	
96	5:55.615	39.715	33.699	42.596	2	1:56.010
128	[IN] 7:54.854	40.022	33.989	45.228	3	
154	[OUT] 9:50.735				3	1:55.881
184	11:56.698		37.676	48.063	4	
214	14:09.529	45.954	37.804	49.073	5	2:12.831
245	16:28.043	46.978	41.355	50.181	6	2:18.514
277	18:43.646	47.163	38.730	49.710	7	2:15.603
304	21:00.032	48.359	38.806	49.221	8	2:16.386
338	23:14.106	46.764	38.120	49.190	9	2:14.074
381	25:29.099	47.165	38.488	49.340	10	2:14.993
414	27:43.518	47.012	38.322	49.085	11	2:14.419
437	29:57.953	47.058	38.380	48.997	12	2:14.435
458	32:12.939	46.900	38.597	49.489	13	2:14.986
485	34:29.438	47.095	38.767	50.637	14	2:16.499
512	36:45.950	46.930	38.547	51.035	15	2:16.512
537	39:01.994	47.159	38.908	49.977	16	2:16.044
555	41:18.202	47.361	39.076	49.771	17	2:16.208
572	43:33.214	47.130	38.286	49.596	18	2:15.012
594	45:48.150	46.981	38.516	49.439	19	2:14.936
615	48:04.220	47.426	38.902	49.742	20	2:16.070
636	[IN] 50:27.732	47.951	39.688	55.873	21	
653	[OUT] 52:10.596				21	1:42.864
673	54:22.187		38.659	50.609	22	
695	56:39.516	48.973	38.616	49.740	23	2:17.329
713	58:54.550	47.194	38.441	49.399	24	2:15.034
723	1h00:02.408					FINISH
734	1h01:09.790	47.291	38.454	49.495	25	2:15.240



21 & 22 AVRIL 2012

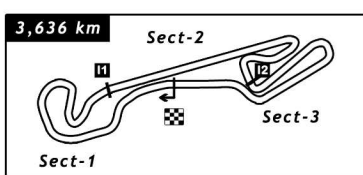
Seq	Heure	Secteur 1	Secteur 2	Secteur 3	Tour	Temps
519 MP COMPÉTITION						
3						START
24	[OUT] 48.365					
51	2:46.098		35.219	44.971	1	
80	4:48.586	43.501	34.728	44.259	2	2:02.488
111	6:50.054	42.926	34.591	43.951	3	2:01.468
143	[IN] 8:57.127	42.988	34.781	49.304	4	
174	[OUT] 11:08.615				4	2:11.488
204	13:16.053		37.858	48.434	5	
232	15:28.449	46.238	37.817	48.341	6	2:12.396
265	17:42.188	46.633	38.265	48.841	7	2:13.739
295	19:57.443	47.405	38.496	49.354	8	2:15.255
322	22:13.177	47.803	38.656	49.275	9	2:15.734
365	24:28.442	47.416	38.339	49.510	10	2:15.265
399	26:43.741	47.413	38.740	49.146	11	2:15.299
427	[IN] 29:02.009	46.862	38.210	53.196	12	
461	[OUT] 32:33.127				12	3:31.118
488	34:42.897		38.345	49.973	13	
515	36:57.886	46.704	38.528	49.757	14	2:14.989
539	[IN] 39:17.580	46.999	38.977	53.718	15	
573	[OUT] 43:40.627				15	4:23.047
595	45:51.905		39.109	50.435	16	
616	48:13.321	48.949	38.836	53.631	17	2:21.416
637	50:31.576	48.470	39.304	50.481	18	2:18.255
660	[IN] 52:56.788	48.830	39.154	57.228	19	
719	[OUT] 59:35.836				19	6:39.048
723	1h00:02.408					FINISH



21 & 22 AVRIL 2012

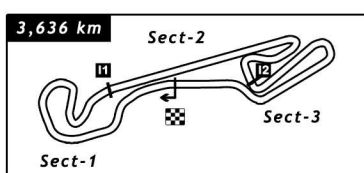
NOGARO
RELAIS 206
Essais Qualificatifs
Historique

Seq	Heure	Secteur 1	Secteur 2	Secteur 3	Tour	Temps
535 HMC LOHEAC TEAM ENDURANCE						
3						START
11	[OUT] 12.289					
39	2:12.966		35.321	46.906	1	
67	4:13.143	40.921	34.981	44.275	2	2:00.177
103	[IN] 6:17.046	41.493	35.469	46.941	3	
129	[OUT] 7:55.965				3	1:38.919
164	10:07.764		37.472	49.250	4	
192	12:24.898	46.746	40.744	49.644	5	2:17.134
224	14:44.614	48.866	40.924	49.926	6	2:19.716
258	17:03.940	48.409	40.211	50.706	7	2:19.326
288	19:23.650	49.655	40.283	49.772	8	2:19.710
315	21:43.546	48.848	40.178	50.870	9	2:19.896
357	24:04.688	49.193	39.604	52.345	10	2:21.142
394	26:25.350	49.886	40.040	50.736	11	2:20.662
424	28:44.639	49.106	39.991	50.192	12	2:19.289
448	31:04.813	49.548	40.043	50.583	13	2:20.174
470	33:23.983	48.744	39.783	50.643	14	2:19.170
497	35:43.491	49.183	39.834	50.491	15	2:19.508
527	[IN] 38:14.911	49.588	42.781	59.051	16	
613	[OUT] 47:52.205				16	9:37.294
723	1h00:02.408					FINISH



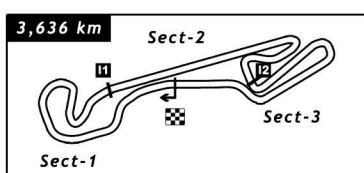
21 & 22 AVRIL 2012

Seq	Heure	Secteur 1	Secteur 2	Secteur 3	Tour	Temps
538 ORIGINAL TEAM						
3						START
28	[OUT] 1:09.642					
55	3:03.988		34.463	43.035	1	
86	5:04.816	43.888	34.166	42.774	2	2:00.828
119	[IN] 7:08.686	40.415	34.338	49.117	3	
141	[OUT] 8:47.521				3	1:38.835
168	10:49.129		36.032	46.943	4	
201	13:00.483	45.913	36.985	48.456	5	2:11.354
229	15:13.372	47.001	37.211	48.677	6	2:12.889
269	[IN] 17:57.525	52.301	53.093	58.759	7	
723	1h00:02.408					FINISH



21 & 22 AVRIL 2012

Seq	Heure	Secteur 1	Secteur 2	Secteur 3	Tour	Temps
539 CHAMPAGNOLE						
3						START
15	[OUT] 17.042					
41	2:15.670		34.929	45.970	1	
71	4:17.684	44.660	34.237	43.117	2	2:02.014
102	6:16.100	41.355	33.988	43.073	3	1:58.416
135	[IN] 8:16.936	40.738	34.071	46.027	4	
159	[OUT] 10:00.397				4	1:43.461
186	12:06.013		37.751	48.701	5	
216	14:17.839	46.010	37.732	48.084	6	2:11.826
247	16:30.413	46.333	37.568	48.673	7	2:12.574
278	18:43.801	46.963	37.609	48.816	8	2:13.388
303	20:56.841	46.783	37.751	48.506	9	2:13.040
336	23:10.289	46.371	38.409	48.668	10	2:13.448
379	25:23.296	46.476	37.862	48.669	11	2:13.007
412	27:36.658	46.564	37.945	48.853	12	2:13.362
436	29:54.854	47.016	41.873	49.307	13	2:18.196
457	32:09.036	46.616	38.634	48.932	14	2:14.182
482	34:22.741	46.857	38.214	48.634	15	2:13.705
508	36:34.917	45.878	38.016	48.282	16	2:12.176
534	38:49.263	46.573	38.239	49.534	17	2:14.346
554	41:03.455	46.394	38.283	49.515	18	2:14.192
570	43:17.321	46.829	37.782	49.255	19	2:13.866
593	[IN] 45:45.471	48.794	41.224	58.132	20	
607	[OUT] 47:23.481				20	1:38.010
629	49:32.962		38.484	49.052	21	
652	51:48.207	48.488	38.225	48.532	22	2:15.245
672	54:02.147	47.211	38.019	48.710	23	2:13.940
689	56:16.384	47.148	38.368	48.721	24	2:14.237
710	58:30.233	47.289	37.939	48.621	25	2:13.849
723	1h00:02.408					FINISH
732	[IN] 1h00:57.656	49.697	37.846	59.880	26	

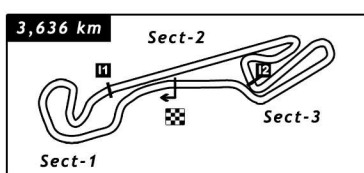


21 & 22 AVRIL 2012

Seq Heure Secteur 1 Secteur 2 Secteur 3 Tour Temps

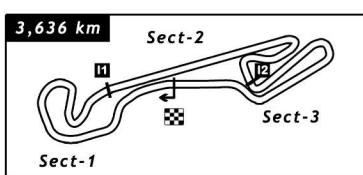
563 TEAM BERNARD RACING

Seq	Heure	Secteur 1	Secteur 2	Secteur 3	Tour	Temps
3						START
27	[OUT] 1:05.441					
56	3:14.608		41.631	45.471	1	
87	5:13.813	40.764	34.794	43.647	2	1:59.205
120	7:13.330	40.582	34.371	44.564	3	1:59.517
147	[IN] 9:22.150	41.002	35.773	52.045	4	
175	[OUT] 11:12.452				4	1:50.302
205	13:17.884		38.080	47.754	5	
233	15:30.270	46.022	37.961	48.403	6	2:12.386
266	17:43.580	46.490	38.544	48.276	7	2:13.310
296	19:57.578	46.963	38.352	48.683	8	2:13.998
320	22:09.605	46.187	37.542	48.298	9	2:12.027
360	24:21.928	46.233	37.636	48.454	10	2:12.323
397	26:34.581	46.515	37.542	48.596	11	2:12.653
425	28:47.018	46.445	37.603	48.389	12	2:12.437
447	30:59.922	46.673	37.955	48.276	13	2:12.904
468	33:12.575	46.136	37.726	48.791	14	2:12.653
496	35:25.139	46.423	37.588	48.553	15	2:12.564
524	37:38.582	45.942	38.147	49.354	16	2:13.443
544	39:52.371	46.316	37.959	49.514	17	2:13.789
561	42:07.237	47.255	38.528	49.083	18	2:14.866
578	44:20.902	46.705	37.825	49.135	19	2:13.665
599	46:35.719	47.156	38.891	48.770	20	2:14.817
620	48:48.596	46.219	38.097	48.561	21	2:12.877
644	51:01.775	46.489	37.872	48.818	22	2:13.179
664	53:15.912	46.824	37.816	49.497	23	2:14.137
684	55:32.736	46.858	38.246	51.720	24	2:16.824
702	57:45.471	46.246	37.794	48.695	25	2:12.735
722	59:58.507	46.737	37.743	48.556	26	2:13.036
723	1h00:02.408					FINISH
743	1h02:11.504	46.238	37.954	48.805	27	2:12.997



21 & 22 AVRIL 2012

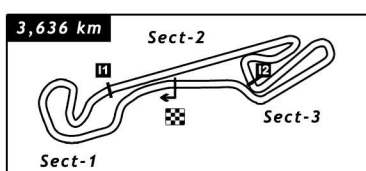
Seq	Heure	Secteur 1	Secteur 2	Secteur 3	Tour	Temps
566 TEAM CTR						
3						START
29	[OUT] 1:16.561					
59	3:26.108		39.895	45.869	1	
91	5:28.997	42.768	35.993	44.128	2	2:02.889
123	7:30.162	41.402	35.045	44.718	3	2:01.165
150	9:34.264	42.028	35.904	46.170	4	2:04.102
187	12:08.241	1:03.420	40.543	50.014	5	2:33.977
218	14:26.236	49.303	39.172	49.520	6	2:17.995
249	16:42.211	47.830	38.529	49.616	7	2:15.975
282	[IN] 19:05.210	48.676	39.198	55.125	8	
309	[OUT] 21:20.350				8	2:15.140
347	23:33.841		40.782	48.751	9	
388	25:44.552	45.493	37.481	47.737	10	2:10.711
416	27:56.165	45.728	38.043	47.842	11	2:11.613
438	30:06.687	44.664	37.100	48.758	12	2:10.522
459	32:16.177	44.295	37.259	47.936	13	2:09.490
484	34:25.151	44.358	36.739	47.877	14	2:08.974
509	36:35.029	44.941	37.221	47.716	15	2:09.878
538	[IN] 39:03.317	52.194	42.396	53.698	16	
582	[OUT] 44:40.552				16	5:37.235
604	47:00.057		41.652	51.776	17	
626	49:19.195	48.950	39.485	50.703	18	2:19.138
651	51:40.697	49.495	39.839	52.168	19	2:21.502
671	54:01.603	49.757	40.050	51.099	20	2:20.906
691	56:23.801	50.155	40.369	51.674	21	2:22.198
711	58:43.389	49.267	40.072	50.249	22	2:19.588
723	1h00:02.408					FINISH
733	1h01:05.879	48.422	41.339	52.729	23	2:22.490



21 & 22 AVRIL 2012

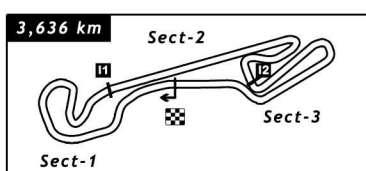
NOGARO
RELAIS 206
Essais Qualificatifs
Historique

Seq	Heure	Secteur 1	Secteur 2	Secteur 3	Tour	Temps
569 TEAM VILLEFRANCHE						
3						START
10	[OUT] 11.219					
46	2:35.771		35.627	1:10.210	1	
76	4:35.361	41.444	34.870	43.276	2	1:59.590
107	6:34.380	41.295	34.647	43.077	3	1:59.019
137	[IN] 8:36.723	40.520	34.502	47.321	4	
166	[OUT] 10:29.779				4	1:53.056
196	12:35.101		37.477	48.259	5	
225	14:47.421	46.142	37.737	48.441	6	2:12.320
256	17:00.326	46.318	37.759	48.828	7	2:12.905
285	19:14.618	46.919	38.097	49.276	8	2:14.292
310	21:28.716	46.403	38.246	49.449	9	2:14.098
349	23:42.853	46.743	38.356	49.038	10	2:14.137
723	1h00:02.408					FINISH

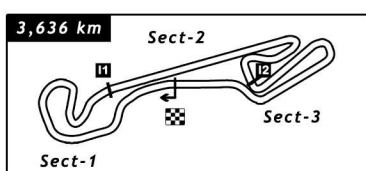


21 & 22 AVRIL 2012

Seq	Heure	Secteur 1	Secteur 2	Secteur 3	Tour	Temps
571 DMR COMPETITION						
3						START
14	[OUT] 15.500					
38	2:12.008		34.123	44.363	1	
66	4:09.319	39.446	34.101	43.764	2	1:57.311
100	[IN] 6:10.079	40.389	34.024	46.347	3	
131	[OUT] 8:03.975				3	1:53.896
158	10:00.466		35.270	45.080	4	
188	12:09.632	44.501	36.839	47.826	5	2:09.166
219	[IN] 14:28.389	46.133	38.729	53.895	6	
452	[OUT] 31:42.676				6	17:14.287
473	33:53.948		38.655	49.141	7	
504	[IN] 36:15.754	47.269	38.082	56.455	8	
540	[OUT] 39:39.494				8	3:23.740
557	41:49.672		38.661	49.500	9	
574	44:02.262	45.961	37.576	49.053	10	2:12.590
596	46:14.329	45.601	37.883	48.583	11	2:12.067
618	48:26.556	45.653	37.849	48.725	12	2:12.227
640	50:39.339	45.431	38.404	48.948	13	2:12.783
659	52:50.438	45.355	37.571	48.173	14	2:11.099
679	55:00.704	45.024	37.259	47.983	15	2:10.266
698	57:11.367	45.086	37.618	47.959	16	2:10.663
717	59:22.178	45.358	37.404	48.049	17	2:10.811
723	1h00:02.408					FINISH
744	[IN] 1h02:13.674	47.951	51.895	1:11.650	18	



Seq	Heure	Secteur 1	Secteur 2	Secteur 3	Tour	Temps
572 RG RACING TEAM						
3						START
30	[OUT] 1:18.475					
57	3:22.371		36.299	45.290	1	
88	5:23.650	42.167	35.173	43.939	2	2:01.279
121	7:23.390	41.452	34.124	44.164	3	1:59.740
148	9:24.165	41.606	34.893	44.276	4	2:00.775
180	[IN] 11:43.241	44.498	37.418	57.160	5	
212	[OUT] 14:03.702				5	2:20.461
244	16:24.712		40.118	51.152	6	
276	18:42.965	48.637	38.588	51.028	7	2:18.253
306	21:06.350	52.596	39.880	50.909	8	2:23.385
342	23:24.799	48.629	39.402	50.418	9	2:18.449
389	25:45.897	48.814	41.094	51.190	10	2:21.098
418	28:07.811	50.536	39.146	52.232	11	2:21.914
443	30:26.629	48.638	39.350	50.830	12	2:18.818
462	32:45.139	48.342	39.647	50.521	13	2:18.510
490	35:03.879	48.577	39.144	51.019	14	2:18.740
519	37:21.098	48.369	38.400	50.450	15	2:17.219
541	39:40.838	49.323	39.419	50.998	16	2:19.740
559	41:59.306	48.808	39.289	50.371	17	2:18.468
576	44:17.236	48.515	39.166	50.249	18	2:17.930
598	46:35.536	48.385	39.082	50.833	19	2:18.300
623	48:56.462	49.324	40.498	51.104	20	2:20.926
648	51:16.923	49.000	39.427	52.034	21	2:20.461
669	53:54.188	55.556	44.390	57.319	22	2:37.265
692	[IN] 56:27.261	53.405	42.623	57.045	23	
723	1h00:02.408					FINISH

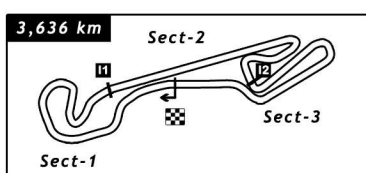


21 & 22 AVRIL 2012

Seq Heure Secteur 1 Secteur 2 Secteur 3 Tour Temps

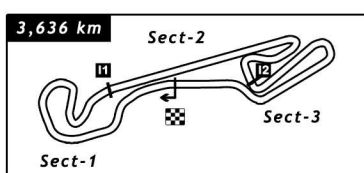
578 SITE DE POISSY

3						START
8	[OUT] 6.760					
40	2:14.983		37.976	47.748	1	
73	4:22.096	46.458	36.077	44.578	2	2:07.113
105	6:23.992	42.702	35.316	43.878	3	2:01.896
136	8:24.005	41.346	34.935	43.732	4	2:00.013
167	[IN] 10:39.331	43.917	38.088	53.321	5	
197	[OUT] 12:47.772				5	2:08.441
227	15:00.007		39.746	49.865	6	
260	17:17.125	47.335	39.383	50.400	7	2:17.118
290	19:33.279	48.493	38.428	49.233	8	2:16.154
317	21:47.194	46.661	38.104	49.150	9	2:13.915
356	24:01.743	46.396	38.732	49.421	10	2:14.549
392	26:16.002	46.648	38.626	48.985	11	2:14.259
422	28:30.411	46.411	38.557	49.441	12	2:14.409
445	30:44.188	46.393	38.034	49.350	13	2:13.777
464	32:57.557	45.910	38.421	49.038	14	2:13.369
494	35:12.674	47.697	37.989	49.431	15	2:15.117
521	37:26.476	46.832	38.036	48.934	16	2:13.802
542	39:41.064	45.866	38.499	50.223	17	2:14.588
558	41:54.148	45.877	38.594	48.613	18	2:13.084
575	44:07.342	45.718	38.156	49.320	19	2:13.194
597	46:20.363	45.877	37.974	49.170	20	2:13.021
619	48:33.520	45.626	38.370	49.161	21	2:13.157
642	50:47.295	45.990	38.703	49.082	22	2:13.775
661	53:01.513	46.758	38.316	49.144	23	2:14.218
680	55:14.876	45.893	38.463	49.007	24	2:13.363
699	57:27.113	45.429	38.393	48.415	25	2:12.237
720	59:39.684	45.700	38.193	48.678	26	2:12.571
723	1h00:02.408					FINISH
739	1h01:52.029	45.441	38.189	48.715	27	2:12.345



21 & 22 AVRIL 2012

Seq	Heure	Secteur 1	Secteur 2	Secteur 3	Tour	Temps
595 NO LIMIT RACING						
3						START
23	[OUT] 45.402					
48	2:42.517		34.676	44.290	1	
82	4:52.668	52.051	34.704	43.396	2	2:10.151
112	6:50.355	40.911	33.947	42.829	3	1:57.687
140	8:47.222	39.893	33.952	43.022	4	1:56.867
171	[IN] 10:58.918	43.492	36.792	51.412	5	
221	[OUT] 14:38.990				5	3:40.072
251	16:47.497		37.982	48.409	6	
281	19:00.511	46.547	37.709	48.758	7	2:13.014
308	21:12.938	46.436	37.536	48.455	8	2:12.427
344	23:26.746	46.289	37.720	49.799	9	2:13.808
386	25:40.339	47.663	37.749	48.181	10	2:13.593
417	27:57.161	46.816	38.037	51.969	11	2:16.822
440	30:09.074	45.475	37.429	49.009	12	2:11.913
460	32:21.225	45.761	38.120	48.270	13	2:12.151
487	34:32.499	45.581	37.646	48.047	14	2:11.274
511	36:44.917	45.480	37.721	49.217	15	2:12.418
563	42:12.759	45.534	3:50.595	51.713	16	5:27.842
580	44:27.544	47.279	38.755	48.751	17	2:14.785
601	46:39.667	46.213	37.687	48.223	18	2:12.123
621	48:52.281	46.354	37.878	48.382	19	2:12.614
645	51:04.552	45.985	38.024	48.262	20	2:12.271
665	53:16.955	46.350	37.771	48.282	21	2:12.403
682	55:31.228	46.682	38.101	49.490	22	2:14.273
701	57:43.096	45.792	37.430	48.646	23	2:11.868
723	1h00:02.408					FINISH
724	1h00:08.354	45.839	37.652	1:01.767	24	2:25.258

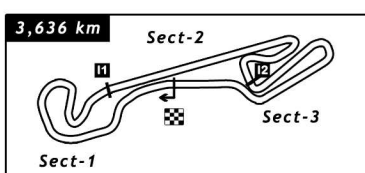


21 & 22 AVRIL 2012

Seq Heure Secteur 1 Secteur 2 Secteur 3 Tour Temps

613 NEW TEAM COMPETITION

3							START
7	[OUT] 3.961						
37	2:03.944		35.197	43.823		1	
65	4:04.001	41.394	34.512	44.151		2	2:00.057
99	6:03.834	41.220	34.612	44.001		3	1:59.833
130	8:03.013	41.033	34.282	43.864		4	1:59.179
162	10:06.344	41.863	35.393	46.075		5	2:03.331
191	[IN] 12:21.509	45.144	37.637	52.384		6	
223	[OUT] 14:44.185					6	2:22.676
257	17:02.236		40.891	51.346		7	
286	19:20.683	48.623	39.428	50.396		8	2:18.447
313	21:39.048	48.774	39.294	50.297		9	2:18.365
354	23:58.325	48.423	39.367	51.487		10	2:19.277
391	26:14.633	47.529	38.923	49.856		11	2:16.308
423	28:32.328	46.901	39.026	51.768		12	2:17.695
446	30:48.374	47.333	38.489	50.224		13	2:16.046
467	33:04.046	46.884	38.559	50.229		14	2:15.672
495	35:20.183	46.866	38.708	50.563		15	2:16.137
525	37:38.627	48.057	40.202	50.185		16	2:18.444
545	39:54.912	47.577	38.234	50.474		17	2:16.285
562	42:11.989	47.062	39.078	50.937		18	2:17.077
581	44:29.147	47.126	38.732	51.300		19	2:17.158
603	46:45.945	47.227	38.881	50.690		20	2:16.798
625	49:02.098	47.163	39.014	49.976		21	2:16.153
649	51:19.016	47.094	39.069	50.755		22	2:16.918
668	53:38.186	48.930	39.339	50.901		23	2:19.170
687	55:55.808	48.051	39.164	50.407		24	2:17.622
708	58:12.590	47.328	39.195	50.259		25	2:16.782
723	1h00:02.408						FINISH
728	1h00:29.968	47.827	39.246	50.305		26	2:17.378

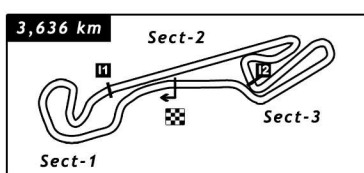


21 & 22 AVRIL 2012

Seq Heure Secteur 1 Secteur 2 Secteur 3 Tour Temps

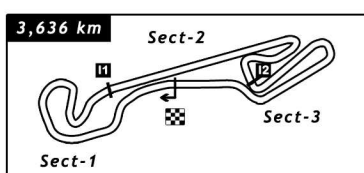
619 MP COMPÉTITION

3							START
20	[OUT] 35.709						
47	2:36.737		35.782	46.223	1		
78	4:39.218	42.217	35.199	45.065	2	2:02.481	
109	6:41.290	42.666	35.035	44.371	3	2:02.072	
138	8:43.198	42.033	35.189	44.686	4	2:01.908	
169	10:52.456	44.672	36.550	48.036	5	2:09.258	
202	13:06.396	46.812	38.113	49.015	6	2:13.940	
231	[IN] 15:26.539	47.349	38.627	54.167	7		
268	[OUT] 17:51.961				7	2:25.422	
297	20:03.007		39.203	49.279	8		
325	22:24.477	46.831	44.543	50.096	9	2:21.470	
367	24:40.165	47.059	39.116	49.513	10	2:15.688	
400	26:55.591	47.844	38.433	49.149	11	2:15.426	
428	29:10.695	47.747	38.154	49.203	12	2:15.104	
450	31:27.310	47.436	39.099	50.080	13	2:16.615	
472	33:42.641	46.939	39.111	49.281	14	2:15.331	
502	[IN] 36:13.440	53.391	39.100	58.308	15		
530	[OUT] 38:31.244				15	2:17.804	
548	40:46.799		40.179	50.019	16		
567	43:03.241	47.867	38.772	49.803	17	2:16.442	
587	45:19.541	47.185	38.766	50.349	18	2:16.300	
609	47:36.269	47.684	38.929	50.115	19	2:16.728	
630	49:52.342	47.048	38.144	50.881	20	2:16.073	
656	[IN] 52:24.992	50.592	41.970	1:00.088	21		
693	[OUT] 56:30.045				21	4:05.053	
723	1h00:02.408						FINISH



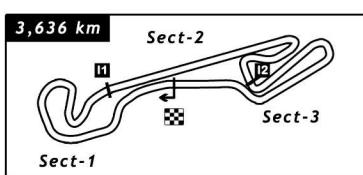
21 & 22 AVRIL 2012

Seq	Heure	Secteur 1	Secteur 2	Secteur 3	Tour	Temps
631 VOLANT CLUB TOULOUSAIN						
3						START
9	[OUT] 8.871					
36	2:04.030		34.029	42.818	1	
64	4:00.414	39.719	33.890	42.775	2	1:56.384
97	[IN] 5:59.349	40.000	33.573	45.362	3	
125	[OUT] 7:44.150				3	1:44.801
152	9:41.976		35.544	44.834	4	
183	11:51.876	44.529	37.332	48.039	5	2:09.900
211	14:03.518	45.495	38.034	48.113	6	2:11.642
242	[IN] 16:20.714	46.426	37.762	53.008	7	
272	[OUT] 18:17.352				7	1:56.638
299	20:26.281		37.653	48.597	8	
330	22:42.444	46.362	41.125	48.676	9	2:16.163
375	[IN] 25:01.727	46.315	38.096	54.872	10	
547	[OUT] 40:22.395				10	15:20.668
565	42:33.333		38.236	49.131	11	
584	44:47.371	46.839	37.956	49.243	12	2:14.038
605	47:00.415	46.453	38.041	48.550	13	2:13.044
627	[IN] 49:18.674	46.205	38.057	53.997	14	
643	[OUT] 51:01.166				14	1:42.492
663	53:11.248		38.582	49.305	15	
681	55:26.227	47.817	38.220	48.942	16	2:14.979
700	57:39.680	46.996	38.097	48.360	17	2:13.453
721	59:51.786	46.338	37.932	47.836	18	2:12.106
723	1h00:02.408					FINISH
741	1h02:04.063	46.151	37.729	48.397	19	2:12.277



21 & 22 AVRIL 2012

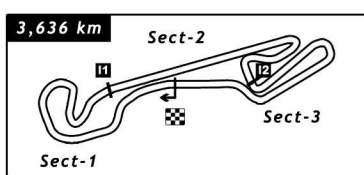
Seq	Heure	Secteur 1	Secteur 2	Secteur 3	Tour	Temps
667 STRASBOURG						
3						START
21	[OUT] 39.493					
49	2:43.359		35.888	45.687	1	
79	4:45.692	43.918	34.580	43.835	2	2:02.333
110	6:45.448	42.013	34.224	43.519	3	1:59.756
139	8:44.589	41.216	34.123	43.802	4	1:59.141
170	[IN] 10:56.916	44.403	36.377	51.547	5	
194	[OUT] 12:30.912				5	1:33.996
222	14:41.324		38.544	48.806	6	
255	16:55.696	46.520	38.477	49.375	7	2:14.372
284	19:11.759	47.205	38.878	49.980	8	2:16.063
311	[IN] 21:30.622	46.932	38.604	53.327	9	
453	[OUT] 31:56.255				9	10:25.633
478	34:13.621		38.954	50.440	10	
507	36:31.060	47.190	38.436	51.813	11	2:17.439
535	[IN] 38:52.814	48.124	38.797	54.833	12	
564	[OUT] 42:14.189				12	3:21.375
579	44:25.512		39.289	49.649	13	
602	46:41.666	47.831	38.730	49.593	14	2:16.154
624	48:57.729	47.493	38.917	49.653	15	2:16.063
647	51:13.589	47.347	38.821	49.692	16	2:15.860
667	53:29.315	47.396	39.175	49.155	17	2:15.726
685	55:43.627	46.838	38.364	49.110	18	2:14.312
705	57:58.732	46.993	38.947	49.165	19	2:15.105
723	1h00:02.408					FINISH
726	1h00:13.440	46.653	38.924	49.131	20	2:14.708



21 & 22 AVRIL 2012

NOGARO
RELAIS 206
Essais Qualificatifs
Historique

Seq	Heure	Secteur 1	Secteur 2	Secteur 3	Tour	Temps
669 TEAM VILLEFRANCHE						
3						START
13	[OUT] 14.672					
42	2:16.400		34.888	48.222	1	
69	4:15.549	41.508	33.941	43.700	2	1:59.149
104	[IN] 6:18.723	40.012	34.920	48.242	3	
132	[OUT] 8:09.004				3	1:50.281
160	10:05.367		34.923	45.093	4	
189	12:11.855	43.161	36.745	46.582	5	2:06.488
217	14:20.133	44.592	36.775	46.911	6	2:08.278
250	[IN] 16:44.077	46.344	40.710	56.890	7	
551	[OUT] 40:54.433				7	24:10.356
723	1h00:02.408					FINISH

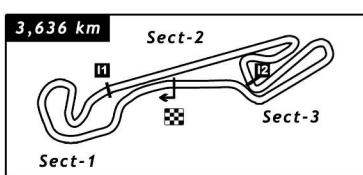


21 & 22 AVRIL 2012

Seq Heure Secteur 1 Secteur 2 Secteur 3 Tour Temps

671 DMR COMPETITION

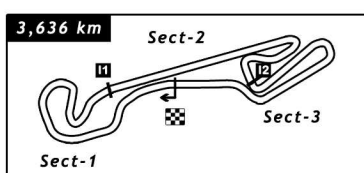
Seq	Heure	Secteur 1	Secteur 2	Secteur 3	Tour	Temps
3						START
25	[OUT] 51.961					
52	2:50.210		36.043	44.419	1	
81	4:51.081	41.969	35.352	43.550	2	2:00.871
113	6:51.497	42.098	34.997	43.321	3	2:00.416
142	8:50.365	40.913	34.450	43.505	4	1:58.868
172	[IN] 11:01.107	43.524	36.377	50.841	5	
200	[OUT] 12:58.471				5	1:57.364
228	15:06.580		37.417	48.714	6	
261	17:18.555	45.810	38.128	48.037	7	2:11.975
289	19:29.605	45.643	37.177	48.230	8	2:11.050
314	21:39.774	44.908	37.489	47.772	9	2:10.169
352	23:51.520	45.872	37.918	47.956	10	2:11.746
390	26:03.725	45.853	38.016	48.336	11	2:12.205
421	[IN] 28:22.998	47.448	38.410	53.415	12	
466	[OUT] 33:01.301				12	4:38.303
492	35:10.004		37.597	48.289	13	
522	[IN] 37:25.813	45.725	37.331	52.753	14	
591	[OUT] 45:40.901				14	8:15.088
612	47:48.235		37.872	47.865	15	
631	49:59.626	45.832	37.343	48.216	16	2:11.391
654	52:11.800	46.006	37.917	48.251	17	2:12.174
674	54:23.542	45.488	38.069	48.185	18	2:11.742
694	56:34.426	45.532	37.742	47.610	19	2:10.884
712	58:45.347	45.715	37.395	47.811	20	2:10.921
723	1h00:02.408					FINISH
731	1h00:56.856	46.413	37.597	47.499	21	2:11.509



21 & 22 AVRIL 2012

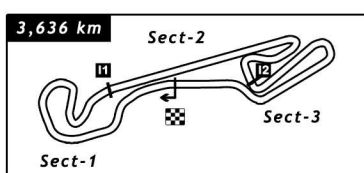
NOGARO
RELAIS 206
Essais Qualificatifs
Historique

Seq	Heure	Secteur 1	Secteur 2	Secteur 3	Tour	Temps
690 MONTBELIARD						
3						START
17	[OUT] 24.540					
43	2:16.830		34.187	42.867	1	
68	4:14.932	40.634	34.590	42.878	2	1:58.102
101	6:11.371	40.113	33.728	42.598	3	1:56.439
133	[IN] 8:11.044	40.103	33.963	45.607	4	
156	[OUT] 9:54.708				4	1:43.664
185	11:58.208		37.166	47.935	5	
213	14:09.023	45.731	37.079	48.005	6	2:10.815
248	[IN] 16:34.392	46.083	44.113	55.173	7	
678	[OUT] 54:59.949				7	38:25.557
723	1h00:02.408					FINISH



21 & 22 AVRIL 2012

Seq	Heure	Secteur 1	Secteur 2	Secteur 3	Tour	Temps
695 NO LIMIT RACING						
3						START
33	[OUT] 1:43.952					
62	3:46.920		35.224	43.228	1	
94	5:49.437	44.850	34.569	43.098	2	2:02.517
126	7:48.320	41.019	34.553	43.311	3	1:58.883
155	[IN] 9:51.357	40.611	35.185	47.241	4	
179	[OUT] 11:43.278				4	1:51.921
208	13:55.564		39.341	49.514	5	
239	16:13.291	47.788	39.222	50.717	6	2:17.727
280	18:50.669	1:07.884	39.416	50.078	7	2:37.378
307	21:08.588	47.915	39.602	50.402	8	2:17.919
343	23:26.304	48.257	39.365	50.094	9	2:17.716
387	25:43.628	48.660	38.976	49.688	10	2:17.324
420	28:21.489	1:07.076	40.753	50.032	11	2:37.861
444	30:39.363	47.848	39.215	50.811	12	2:17.874
463	32:55.839	47.648	38.997	49.831	13	2:16.476
493	35:12.433	47.704	39.087	49.803	14	2:16.594
523	37:29.295	48.111	38.793	49.958	15	2:16.862
543	39:45.602	47.263	38.765	50.279	16	2:16.307
560	42:02.285	47.756	38.986	49.941	17	2:16.683
577	44:19.542	47.629	39.337	50.291	18	2:17.257
600	46:36.544	47.927	38.916	50.159	19	2:17.002
622	48:54.650	48.795	39.161	50.150	20	2:18.106
646	51:10.671	47.571	38.517	49.933	21	2:16.021
666	53:27.668	47.745	39.048	50.204	22	2:16.997
686	55:44.941	47.736	39.775	49.762	23	2:17.273
706	58:01.326	47.818	39.189	49.378	24	2:16.385
723	1h00:02.408					FINISH
727	1h00:17.348	47.446	38.983	49.593	25	2:16.022

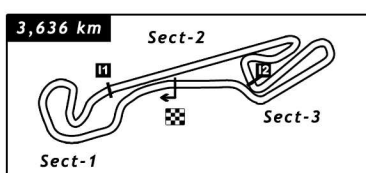


21 & 22 AVRIL 2012

Seq Heure Secteur 1 Secteur 2 Secteur 3 Tour Temps

713 NEW TEAM COMPETITION

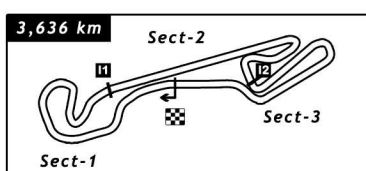
3						START
32	[OUT] 1:37.901					
60	3:38.934		37.919	44.887	1	
92	5:37.733	40.578	34.507	43.714	2	1:58.799
124	7:35.483	40.094	34.001	43.655	3	1:57.750
151	[IN] 9:37.342	40.449	34.689	46.721	4	
173	[OUT] 11:02.170				4	1:24.828
203	13:10.284		38.517	48.841	5	
230	15:25.557	46.738	38.867	49.668	6	2:15.273
264	17:41.322	47.648	38.659	49.458	7	2:15.765
293	19:56.603	47.104	38.940	49.237	8	2:15.281
321	22:11.741	47.659	37.880	49.599	9	2:15.138
363	24:27.120	46.875	38.571	49.933	10	2:15.379
398	26:42.226	47.357	38.626	49.123	11	2:15.106
426	28:58.845	46.908	38.487	51.224	12	2:16.619
449	31:14.028	47.495	38.284	49.404	13	2:15.183
471	33:30.451	47.704	38.772	49.947	14	2:16.423
498	35:46.017	47.946	38.541	49.079	15	2:15.566
526	38:03.457	47.796	39.246	50.398	16	2:17.440
546	40:20.613	47.889	38.989	50.278	17	2:17.156
566	42:36.459	47.805	38.633	49.408	18	2:15.846
585	44:51.720	47.328	38.595	49.338	19	2:15.261
606	47:07.927	47.969	38.320	49.918	20	2:16.207
628	49:23.052	47.666	38.155	49.304	21	2:15.125
650	51:39.130	47.804	38.463	49.811	22	2:16.078
670	53:55.349	47.754	38.448	50.017	23	2:16.219
688	56:12.017	48.355	38.691	49.622	24	2:16.668
709	58:28.479	48.934	38.319	49.209	25	2:16.462
723	1h00:02.408					FINISH
742	[IN] 1h02:09.992	54.648	43.224	2:03.641	26	



21 & 22 AVRIL 2012

NOGARO
RELAIS 206
Essais Qualificatifs
Historique

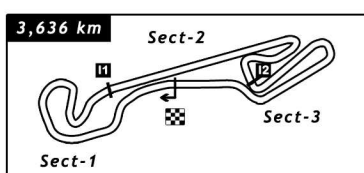
Seq	Heure	Secteur 1	Secteur 2	Secteur 3	Tour	Temps
715 GPA RACING						
3						START
19	[OUT] 31.248					
50	2:45.625		40.173	48.673	1	
83	4:56.203	46.320	36.985	47.273	2	2:10.578
118	7:07.744	45.135	37.709	48.697	3	2:11.541
146	9:15.794	44.195	36.810	47.045	4	2:08.050
182	[IN] 11:47.060	52.048	40.752	58.466	5	
207	[OUT] 13:38.944				5	1:51.884
236	15:48.953		37.777	48.723	6	
270	18:03.358	47.344	38.021	49.040	7	2:14.405
300	20:29.533	57.882	38.905	49.388	8	2:26.175
331	22:46.317	47.758	39.039	49.987	9	2:16.784
374	25:02.289	48.311	38.271	49.390	10	2:15.972
406	27:21.728	49.326	38.557	51.556	11	2:19.439
434	[IN] 29:44.324	47.542	38.216	56.838	12	
455	[OUT] 32:03.794				12	2:19.470
481	34:18.936		39.239	50.559	13	
510	36:37.480	47.766	38.983	51.795	14	2:18.544
536	38:54.925	47.818	39.087	50.540	15	2:17.445
556	41:22.188	48.437	39.417	59.409	16	2:27.263
583	[IN] 44:46.883	48.489	39.335	1:56.871	17	
635	[OUT] 50:19.674				17	5:32.791
639	[OUT] 50:37.540				17	
723	1h00:02.408					FINISH



21 & 22 AVRIL 2012

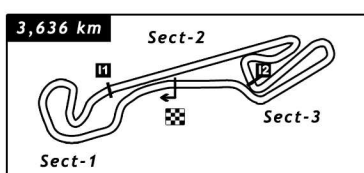
NOGARO
RELAIS 206
Essais Qualificatifs
Historique

Seq	Heure	Secteur 1	Secteur 2	Secteur 3	Tour	Temps
719 MP COMPÉTITION						
3						START
16	[OUT] 21.616					
44	2:18.090		35.440	43.563	1	
70	4:17.060	41.263	34.179	43.528	2	1:58.970
106	[IN] 6:23.515	41.504	35.748	49.203	3	
134	[OUT] 8:15.090				3	1:51.575
165	10:15.540		35.556	46.016	4	
193	12:26.217	44.756	36.803	49.118	5	2:10.677
220	14:37.727	45.794	37.167	48.549	6	2:11.510
253	16:48.552	45.470	37.177	48.178	7	2:10.825
283	[IN] 19:08.399	46.442	37.092	56.313	8	
608	[OUT] 47:25.929				8	28:17.530
723	1h00:02.408					FINISH



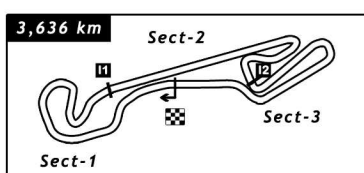
21 & 22 AVRIL 2012

Seq	Heure	Secteur 1	Secteur 2	Secteur 3	Tour	Temps
738 ORIGINAL TEAM						
3						START
61	3:43.172		45.944	45.822	1	
95	5:52.968	50.092	35.487	44.217	2	2:09.796
127	7:54.570	42.137	35.331	44.134	3	2:01.602
161	[IN] 10:05.425	43.120	36.306	51.429	4	
209	13:56.339		38.662	49.000	5	
238	16:11.785	47.521	38.567	49.358	6	2:15.446
274	18:27.873	48.242	38.434	49.412	7	2:16.088
301	20:43.040	47.532	38.242	49.393	8	2:15.167
332	22:57.643	47.276	38.170	49.157	9	2:14.603
376	25:12.514	47.700	38.107	49.064	10	2:14.871
408	27:27.853	47.263	38.812	49.264	11	2:15.339
433	29:43.226	47.520	38.429	49.424	12	2:15.373
454	31:58.611	47.732	38.132	49.521	13	2:15.385
479	34:14.105	47.246	38.551	49.697	14	2:15.494
506	36:29.019	47.264	38.375	49.275	15	2:14.914
533	38:43.860	47.488	38.107	49.246	16	2:14.841
552	41:00.897	48.196	39.027	49.814	17	2:17.037
571	[IN] 43:25.539	48.784	39.103	56.755	18	
641	50:43.535		41.100	53.516	19	
662	53:08.700	52.039	40.701	52.425	20	2:25.165
683	55:32.691	50.584	40.607	52.800	21	2:23.991
704	57:54.111	50.865	39.643	50.912	22	2:21.420
723	1h00:02.408					FINISH
725	1h00:13.114	48.610	38.956	51.437	23	2:19.003



21 & 22 AVRIL 2012

Seq	Heure	Secteur 1	Secteur 2	Secteur 3	Tour	Temps
769 TEAM VILLEFRANCHE						
3						START
53	3:00.088		35.432	46.968	1	
85	5:03.244	42.658	34.425	46.073	2	2:03.156
116	7:04.201	41.706	34.182	45.069	3	2:00.957
145	9:04.786	41.553	34.599	44.433	4	2:00.585
176	11:15.078	44.743	37.986	47.563	5	2:10.292
206	13:27.252	46.807	37.270	48.097	6	2:12.174
235	[IN] 15:45.555	46.833	38.119	53.351	7	
298	20:17.007		41.144	1:01.042	8	
328	22:34.320	48.768	38.451	50.094	9	2:17.313
370	24:50.332	47.587	38.715	49.710	10	2:16.012
402	27:05.892	47.549	38.270	49.741	11	2:15.560
429	29:23.607	48.257	39.362	50.096	12	2:17.715
451	31:40.204	47.787	38.514	50.296	13	2:16.597
475	33:56.649	47.965	38.739	49.741	14	2:16.445
501	36:12.578	47.787	38.150	49.992	15	2:15.929
529	38:28.480	47.166	38.481	50.255	16	2:15.902
550	40:48.483	49.738	39.895	50.370	17	2:20.003
568	43:12.114	49.464	39.118	55.049	18	2:23.631
588	45:27.281	47.500	38.027	49.640	19	2:15.167
610	47:44.511	48.271	38.851	50.108	20	2:17.230
634	50:12.002	48.246	48.369	50.876	21	2:27.491
658	52:32.951	49.152	40.241	51.556	22	2:20.949
676	54:52.156	48.558	39.326	51.321	23	2:19.205
697	57:11.280	49.316	38.999	50.809	24	2:19.124
718	59:30.144	49.121	39.292	50.451	25	2:18.864
723	1h00:02.408					FINISH
737	1h01:48.906	48.658	39.590	50.514	26	2:18.762



21 & 22 AVRIL 2012

Seq Heure Secteur 1 Secteur 2 Secteur 3 Tour Temps

771 DMR COMPETITION

3							START
26	[OUT] 1:02.873						
54	3:01.996		35.502	44.091		1	
84	5:02.414	41.471	34.604	44.343		2	2:00.418
115	7:01.676	41.030	34.688	43.544		3	1:59.262
144	9:01.793	41.493	34.885	43.739		4	2:00.117
177	[IN] 11:17.351	44.276	38.465	52.817		5	
215	[OUT] 14:13.340					5	2:55.989
246	16:28.678		38.514	51.511		6	
279	18:46.397	48.412	38.922	50.385		7	2:17.719
305	21:02.671	47.791	38.447	50.036		8	2:16.274
340	23:21.425	47.162	38.127	53.465		9	2:18.754
383	25:36.455	47.137	38.254	49.639		10	2:15.030
415	27:51.498	47.124	38.590	49.329		11	2:15.043
441	[IN] 30:11.417	47.807	37.954	54.158		12	
477	[OUT] 34:03.199					12	3:51.782
503	36:15.522		38.541	49.942		13	
531	38:35.756	49.722	39.415	51.097		14	2:20.234
553	[IN] 41:01.832	49.738	39.917	56.421		15	
592	[OUT] 45:42.397					15	4:40.565
614	47:53.970		38.461	50.433		16	
633	50:08.995	47.205	38.276	49.544		17	2:15.025
655	52:24.189	47.520	38.348	49.326		18	2:15.194
675	54:38.379	46.706	38.501	48.983		19	2:14.190
696	56:51.533	46.311	38.175	48.668		20	2:13.154
716	59:04.437	46.365	38.126	48.413		21	2:12.904
723	1h00:02.408						FINISH
735	1h01:21.073	46.085	37.839	52.712		22	2:16.636

Sous réserve des vérifications techniques en cours et des éventuels incidents d'ordre sportif.