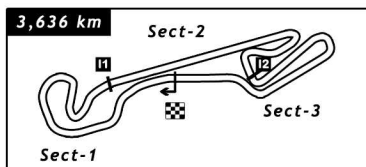


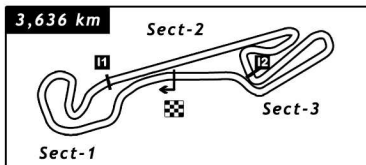
21 & 22 AVRIL 2012

Cl	Num	Team / Club / Site	Concurrent Titulaire	Cond 2	Tri	Secteur 1	Secteur 2	Secteur 3	Temps	Tour	Ecart	Vitesse	Meilleur S1	Meilleur S2	Meilleur S3	Temps idéal
1	669	TEAM VILLEFRANCHE	BAROU Philippe	COQUARD Philippe	Sr	45.846	38.288	44.625	2:08.759	17		101,65	45.846	37.914	44.625	2:08.385
2	513	NEW TEAM COMPETITION	GARRAUD Christelle	GARRAUD Clément		46.076	38.308	44.944	2:09.328	7	+0.569	101,21	46.076	38.202	44.944	2:09.222
3	566	TEAM CTR	VALLATA Jean-Francois	PECHARD Yannick		46.112	38.360	45.427	2:09.899	4	+1.140	100,76	46.112	38.360	45.218	2:09.690
4	571	DMR COMPETITION	PALOUS Mathieu	SIVIGNON Herve		46.620	38.708	44.844	2:10.172	11	+1.413	100,55	45.327	38.538	44.844	2:08.709
5	713	NEW TEAM COMPETITION	REVELLO-BERNAT Cléme	POURQUIER Romain		46.319	39.095	45.225	2:10.639	10	+1.880	100,19	46.319	38.851	45.225	2:10.395
6	690	MONTBELIARD	CICILIANI Eric	CHAPUIS Fred		46.891	38.839	45.601	2:11.331	9	+2.572	99,66	46.891	38.066	45.601	2:10.558
7	535	HMC LOHEAC TEAM ENDURANC	BERNARDEAU Alain	FERRANT Olivier		47.368	38.841	45.204	2:11.413	10	+2.654	99,60	47.239	38.841	45.204	2:11.284
8	569	TEAM VILLEFRANCHE	FLOS Claude	BANZET Laurent		46.527	39.125	45.849	2:11.501	15	+2.742	99,53	46.527	38.412	45.527	2:10.466
9	631	VOLANT CLUB TOULOUSAIN	ESTAPER Philippe	ESTAPER Wilfrid		46.738	38.615	46.161	2:11.514	14	+2.755	99,53	46.738	37.619	45.686	2:10.043
10	695	NO LIMIT RACING	NICOLLE Thomas	JOURDAIN Jean		46.876	38.843	45.872	2:11.591	16	+2.832	99,47	46.876	38.843	45.771	2:11.490
11	595	NO LIMIT RACING	COUNIL Guy	COUNIL Guillaume		47.334	39.120	45.592	2:12.046	13	+3.287	99,12	47.334	38.942	45.592	2:11.868
12	719	MP COMPÉTITION	ESPALIEU Pierre-henri	VINCENT Cédric		47.293	39.186	45.726	2:12.205	4	+3.446	99,00	46.689	38.626	45.726	2:11.041
13	538	ORIGINAL TEAM	ROGER Hervé	RAILLARD Serge	Sr	47.100	39.203	45.939	2:12.242	6	+3.483	98,98	46.620	38.381	45.939	2:10.940
14	539	CHAMPAGNOLE	MATHIS Martin	MILLOUX olivier		47.292	39.428	46.206	2:12.926	9	+4.167	98,47	47.193	38.799	46.009	2:12.001
15	671	DMR COMPETITION	GUILLERMIN Rémi	DAUSSE Dominique		47.344	39.852	45.950	2:13.146	16	+4.387	98,31	46.138	39.014	45.950	2:11.102
16	563	TEAM BERNARD RACING	MANSON Frederic	ISSARTEL Dominique	Sr	46.948	38.371	48.423	2:13.742	18	+4.983	97,87	46.948	38.371	46.387	2:11.706
17	769	TEAM VILLEFRANCHE	SIMON Yann	FRAPPE Cyrille		48.659	38.612	46.842	2:14.113	15	+5.354	97,60	48.404	38.455	46.842	2:13.701
18	578	SITE DE POISSY	PIFFAULT Gerard	TREMBLAY Vincent		47.851	39.690	46.627	2:14.168	9	+5.409	97,56	47.851	39.690	46.627	2:14.168
19	506	GENERATION STUNT	SEVEAU Jean-louis	GUILLAUME Dominique		47.661	39.598	47.009	2:14.268	7	+5.509	97,48	47.661	39.492	46.840	2:13.993
20	667	STRASBOURG	KRILL Gilles	GILLETTE Cedric		47.958	39.403	47.264	2:14.625	8	+5.866	97,23	47.623	39.403	46.882	2:13.908
21	771	DMR COMPETITION	PACCOUD Eric	VERDURIER Frédéric		48.610	39.451	46.691	2:14.752	5	+5.993	97,13	47.684	39.242	46.337	2:13.263
22	738	ORIGINAL TEAM	BONNOT Eric	KIRSCHER Yves		48.385	39.973	46.509	2:14.867	9	+6.108	97,05	47.836	39.734	46.509	2:14.079
23	572	RG RACING TEAM	GIGON Florian	ROBERT DAVY		48.595	39.307	46.984	2:14.886	16	+6.127	97,04	48.265	39.216	46.867	2:14.348
24	613	NEW TEAM COMPETITION	HOUSSARD Olivier	DRU Pascal		48.908	39.716	46.782	2:15.406	15	+6.647	96,66	48.495	39.491	46.782	2:14.768
25	519	MP COMPÉTITION	MORANCE Julien	PREVOST Pierre		48.613	39.801	47.192	2:15.606	7	+6.847	96,52	47.971	39.341	46.918	2:14.230
26	619	MP COMPÉTITION	VINCENT Claude	BERNARD Jacques	Sr	49.059	39.845	47.280	2:16.184	5	+7.425	96,11	48.857	39.646	47.280	2:15.783
27	715	GPA RACING	RATIER Dimitri	BAREYRE Gerard		48.748	39.678	48.136	2:16.562	3	+7.803	95,85	48.748	39.678	47.337	2:15.763

METEO : Couvert - Piste Humide

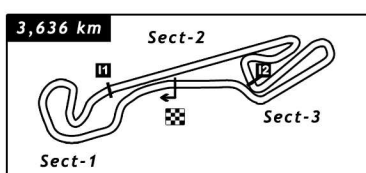


Seq	Heure	Secteur 1	Secteur 2	Secteur 3	Tour	Temps
506 GENERATION STUNT						
6						START
33	[OUT] 2:09.145					
67	4:26.154		41.395	47.839	1	
107	6:41.961	48.637	40.071	47.099	2	2:15.807
146	8:58.315	48.501	39.839	48.014	3	2:16.354
178	11:15.611	48.724	40.012	48.560	4	2:17.296
207	13:30.246	48.134	39.661	46.840	5	2:14.635
240	15:45.353	48.422	39.492	47.193	6	2:15.107
269	17:59.621	47.661	39.598	47.009	7	2:14.268
295	20:15.249	48.407	39.824	47.397	8	2:15.628
322	[IN] 22:38.926	48.845	40.372	54.460	9	
349	[OUT] 24:46.415				9	2:07.489
379	27:02.044		42.130	49.408	10	
407	29:23.879	50.882	41.615	49.338	11	2:21.835
437	31:49.793	52.229	42.353	51.332	12	2:25.914
464	34:11.145	50.634	40.994	49.724	13	2:21.352
492	36:30.939	49.834	40.833	49.127	14	2:19.794
520	38:51.083	50.616	40.746	48.782	15	2:20.144
549	41:12.208	50.267	41.112	49.746	16	2:21.125
578	43:33.745			50.747	17	2:21.537
592	45:31.297					FINISH
606	45:53.471	48.659	40.288	50.779	18	2:19.726



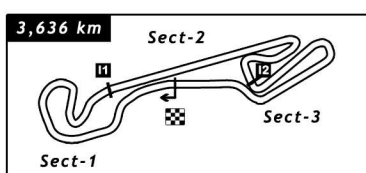
21 & 22 AVRIL 2012

Seq	Heure	Secteur 1	Secteur 2	Secteur 3	Tour	Temps
513 NEW TEAM COMPETITION						
6						START
27	[OUT] 34.745					
55	[IN] 2:56.195		47.816	50.614	1	
57	[OUT] 3:12.749				1	16.554
98	[OUT] 5:57.288				1	
101	[OUT] 6:13.569				1	
135	8:18.594		38.805	45.425	2	
170	10:29.241	46.397	38.900	45.350	3	2:10.647
199	12:39.352	46.154	38.585	45.372	4	2:10.111
229	[IN] 14:54.576	47.291	38.827	49.106	5	
232	[OUT] 15:11.189				5	16.613
256	[OUT] 17:11.930				5	
260	[OUT] 17:29.420				5	
286	19:37.238		38.744	45.162	6	
310	21:46.566	46.076	38.308	44.944	7	2:09.328
336	[IN] 23:59.922	46.321	38.202	48.833	8	
358	[OUT] 25:37.357				8	1:37.435
386	27:47.413		40.344	47.175	9	
415	30:02.976	48.511	40.043	47.009	10	2:15.563
444	[IN] 32:25.829	48.544	39.772	54.537	11	
462	[OUT] 33:56.251				11	1:30.422
489	36:08.320		40.063	47.830	12	
517	38:26.094	49.304	40.737	47.733	13	2:17.774
543	40:43.515	49.742	39.946	47.733	14	2:17.421
571	43:02.586				15	2:19.071
592	45:31.297					FINISH
600	45:19.928	48.065	39.850	49.427	16	2:17.342



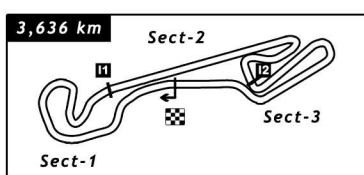
21 & 22 AVRIL 2012

Seq	Heure	Secteur 1	Secteur 2	Secteur 3	Tour	Temps
519 MP COMPÉTITION						
6						START
24	[OUT] 25.093					
49	2:43.084		43.465	48.590	1	
88	5:15.893	49.663	55.528	47.618	2	2:32.809
125	7:33.549	48.161	40.125	49.370	3	2:17.656
164	9:51.518	50.164	40.539	47.266	4	2:17.969
196	[IN] 12:12.175	48.191	39.883	52.583	5	
238	[OUT] 15:39.238				5	3:27.063
267	17:50.000		41.228	46.918	6	
293	20:05.606	48.613	39.801	47.192	7	2:15.606
321	22:22.074	49.983	39.529	46.956	8	2:16.468
350	[IN] 24:48.437	50.363	40.528	55.472	9	
373	[OUT] 26:51.872				9	2:03.435
401	29:00.524		39.680	47.164	10	
431	31:16.475	48.443	39.800	47.708	11	2:15.951
458	[IN] 33:38.778	48.817	39.845	53.641	12	
497	[OUT] 36:44.567				12	3:05.789
522	38:54.195		39.981	47.298	13	
550	41:12.432	49.887	39.883	48.467	14	2:18.237
577	43:29.195			48.980	15	2:16.763
592	45:31.297					FINISH
605	45:46.104	47.971	39.341	49.597	16	2:16.909



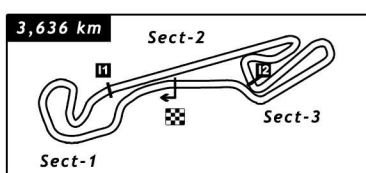
21 & 22 AVRIL 2012

Seq	Heure	Secteur 1	Secteur 2	Secteur 3	Tour	Temps
535 HMC LOHEAC TEAM ENDURANCE						
6						START
28	[OUT] 36.100					
53	2:50.960		40.986	48.850	1	
87	5:09.401	50.283	40.313	47.845	2	2:18.441
123	7:31.705	50.536	42.348	49.420	3	2:22.304
162	9:48.226	49.347	40.084	47.090	4	2:16.521
192	12:03.417	48.588	39.216	47.387	5	2:15.191
220	14:19.035	48.603	40.251	46.764	6	2:15.618
247	16:32.540	47.917	39.579	46.009	7	2:13.505
276	18:45.517	47.505	39.258	46.214	8	2:12.977
302	20:57.372	47.279	39.040	45.536	9	2:11.855
329	23:08.785	47.368	38.841	45.204	10	2:11.413
357	[IN] 25:26.950	47.239	39.380	51.546	11	
359	[OUT] 25:45.782				11	18.832
378	[OUT] 27:00.383				11	
406	29:21.805		42.984	52.273	12	
438	31:51.980	56.987	43.485	49.703	13	2:30.175
467	34:24.960	52.460	42.797	57.723	14	2:32.980
498	36:50.634	53.828	42.591	49.255	15	2:25.674
525	39:12.806	51.710	41.780	48.682	16	2:22.172
553	41:38.576	51.437	42.579	51.754	17	2:25.770
580	44:04.714		42.038	51.265	18	2:26.138
592	45:31.297					FINISH
610	46:28.141	50.664	41.827	50.936	19	2:23.427



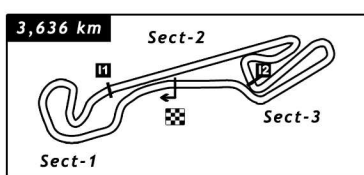
21 & 22 AVRIL 2012

Seq	Heure	Secteur 1	Secteur 2	Secteur 3	Tour	Temps
538 ORIGINAL TEAM						
6						START
72	[OUT] 4:36.565					
109	6:47.199		39.824	46.377	1	
147	9:00.995	48.065	39.190	46.541	2	2:13.796
177	11:14.614	47.696	39.178	46.745	3	2:13.619
205	13:27.442	47.206	39.209	46.413	4	2:12.828
239	15:40.922	48.018	39.065	46.397	5	2:13.480
268	17:53.164	47.100	39.203	45.939	6	2:12.242
294	20:07.062	47.145	39.451	47.302	7	2:13.898
320	22:20.829	47.850	39.235	46.682	8	2:13.767
347	24:34.848	47.884	39.561	46.574	9	2:14.019
374	[IN] 26:53.278	47.381	39.670	51.379	10	
398	[OUT] 28:47.298				10	1:54.020
425	30:56.796		39.550	46.256	11	
452	33:11.541	48.536	38.814	47.395	12	2:14.745
478	35:25.894	48.381	39.044	46.928	13	2:14.353
506	37:39.880	47.972	39.179	46.835	14	2:13.986
532	39:53.901	47.896	38.878	47.247	15	2:14.021
560	42:07.699	48.063	39.090	46.645	16	2:13.798
587	44:22.986		38.381	49.137	17	2:15.287
592	45:31.297					FINISH
617	46:36.760	46.620	38.573	48.581	18	2:13.774



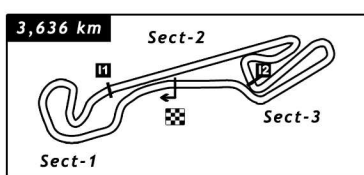
21 & 22 AVRIL 2012

Seq	Heure	Secteur 1	Secteur 2	Secteur 3	Tour	Temps
539 CHAMPAGNOLE						
6						START
17	[OUT] 16.792					
41	2:29.522		40.545	48.132	1	
77	4:44.369	48.268	39.624	46.955	2	2:14.847
117	6:58.939	48.463	39.316	46.791	3	2:14.570
155	9:12.656	47.980	39.339	46.398	4	2:13.717
184	11:26.089	47.850	39.232	46.351	5	2:13.433
210	13:39.659	48.061	39.211	46.298	6	2:13.570
241	15:54.486	48.368	39.033	47.426	7	2:14.827
270	18:07.895	47.930	39.470	46.009	8	2:13.409
296	20:20.821	47.292	39.428	46.206	9	2:12.926
323	[IN] 22:41.057	47.193	39.608	53.435	10	
339	[OUT] 24:16.297				10	1:35.240
368	26:26.093		39.991	46.192	11	
395	28:41.596	48.101	38.814	48.588	12	2:15.503
424	30:54.911	48.109	38.953	46.253	13	2:13.315
451	33:10.357	48.957	39.156	47.333	14	2:15.446
479	35:26.428	48.665	39.286	48.120	15	2:16.071
508	37:42.783	50.415	39.596	46.344	16	2:16.355
536	39:57.644	48.240	40.237	46.384	17	2:14.861
563	42:13.063	49.701	39.635	46.083	18	2:15.419
591	44:27.974		38.799	47.959	19	2:14.911
592	45:31.297					FINISH
621	46:43.890	47.263	40.016	48.637	20	2:15.916



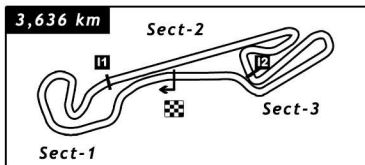
21 & 22 AVRIL 2012

Seq	Heure	Secteur 1	Secteur 2	Secteur 3	Tour	Temps
563 TEAM BERNARD RACING						
6						START
25	[OUT] 26.302					
51	2:45.178		43.997	48.785	1	
85	5:03.037	49.834	39.971	48.054	2	2:17.859
126	[IN] 7:33.176	49.947	48.029	52.163	3	
136	[OUT] 8:18.939				3	45.763
169	10:28.995		39.668	47.222	4	
201	12:44.396	48.484	40.138	46.779	5	2:15.401
231	14:58.632	47.944	39.258	47.034	6	2:14.236
258	[IN] 17:25.518	48.116	39.370	59.400	7	
300	[OUT] 20:52.016				7	3:26.498
327	23:04.169		40.838	47.392	8	
355	25:23.119	49.214	40.442	49.294	9	2:18.950
385	27:39.848	49.665	40.096	46.968	10	2:16.729
414	29:55.942	49.191	39.996	46.907	11	2:16.094
442	32:11.565	48.817	39.727	47.079	12	2:15.623
468	34:26.803	48.460	39.650	47.128	13	2:15.238
495	36:40.784	48.704	38.890	46.387	14	2:13.981
523	38:55.183	48.517	39.442	46.440	15	2:14.399
548	41:09.469	48.354	39.267	46.665	16	2:14.286
576	43:25.335			48.471	17	2:15.866
592	45:31.297					FINISH
604	45:39.077	46.948	38.371	48.423	18	2:13.742



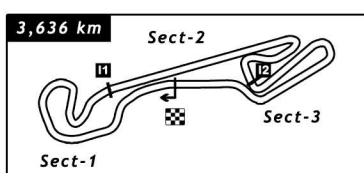
21 & 22 AVRIL 2012

Seq	Heure	Secteur 1	Secteur 2	Secteur 3	Tour	Temps
566 TEAM CTR						
6						START
16	[OUT] 15.332					
39	2:25.139		39.776	46.396	1	
73	4:36.685	46.731	38.669	46.146	2	2:11.546
110	6:47.523	46.853	38.767	45.218	3	2:10.838
144	8:57.422	46.112	38.360	45.427	4	2:09.899
176	[IN] 11:13.663	46.361	38.729	51.151	5	
221	[OUT] 14:27.105				5	3:13.442
249	16:46.202		42.639	50.269	6	
280	19:08.624	51.312	40.849	50.261	7	2:22.422
306	21:26.978	49.953	40.793	47.608	8	2:18.354
333	23:46.903	50.251	41.422	48.252	9	2:19.925
363	26:04.547	49.438	40.337	47.869	10	2:17.644
391	28:22.034	49.213	40.285	47.989	11	2:17.487
420	30:38.103	48.776	40.257	47.036	12	2:16.069
448	32:54.012	48.638	40.219	47.052	13	2:15.909
476	35:13.611	49.427	40.783	49.389	14	2:19.599
504	37:31.713	49.926	40.777	47.399	15	2:18.102
531	39:48.941	49.348	40.593	47.287	16	2:17.228
558	42:06.179	49.585	40.276	47.377	17	2:17.238
590	44:26.732		40.828	49.483	18	2:20.553
592	45:31.297					FINISH
623	46:47.541	47.649	40.007	53.153	19	2:20.809



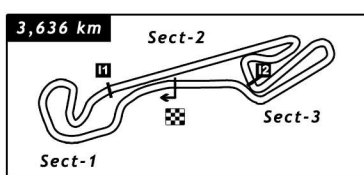
21 & 22 AVRIL 2012

Seq	Heure	Secteur 1	Secteur 2	Secteur 3	Tour	Temps
569 TEAM VILLEFRANCHE						
6						START
14	[OUT] 10.859					
40	2:24.991		41.007	47.136	1	
76	4:40.659	48.998	39.960	46.710	2	2:15.668
113	6:55.360	48.311	39.580	46.810	3	2:14.701
154	9:10.328	48.571	39.518	46.879	4	2:14.968
183	11:24.437	48.012	39.445	46.652	5	2:14.109
208	13:39.068	47.989	39.626	47.016	6	2:14.631
242	[IN] 15:58.055	48.109	39.119	51.759	7	
281	[OUT] 19:11.338				7	3:13.283
305	21:23.424		39.934	47.008	8	
340	24:19.390	48.077	54.925	1:12.964	9	2:55.966
370	26:33.905	47.790	40.048	46.677	10	2:14.515
399	28:47.687	47.751	39.458	46.573	11	2:13.782
427	31:02.785	48.296	39.606	47.196	12	2:15.098
454	33:18.655	48.225	40.311	47.334	13	2:15.870
481	35:31.998	47.905	39.279	46.159	14	2:13.343
509	37:43.499	46.527	39.125	45.849	15	2:11.501
535	39:56.409	47.881	39.248	45.781	16	2:12.910
561	42:09.893	49.284	38.673	45.527	17	2:13.484
588	44:23.702		39.021	48.000	18	2:13.809
592	45:31.297					FINISH
618	46:36.802	46.925	38.412	47.763	19	2:13.100



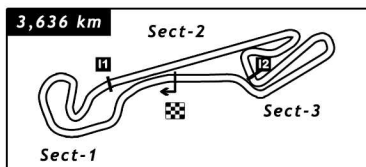
21 & 22 AVRIL 2012

Seq	Heure	Secteur 1	Secteur 2	Secteur 3	Tour	Temps
571 DMR COMPETITION						
6						START
10	[OUT] 4.508					
37	[IN] 2:19.262		40.360	50.878	1	
45	[OUT] 2:36.984				1	17.722
62	[OUT] 3:52.344				1	
99	6:02.992		39.521	46.368	2	
133	8:16.084	47.201	39.329	46.562	3	2:13.092
171	10:30.447	48.024	39.462	46.877	4	2:14.363
200	12:42.517	47.489	38.759	45.822	5	2:12.070
228	14:54.191	46.986	38.856	45.832	6	2:11.674
253	17:05.911	46.771	38.852	46.097	7	2:11.720
283	19:17.563	46.966	38.706	45.980	8	2:11.652
307	21:27.975	46.754	38.611	45.047	9	2:10.412
332	23:38.876	46.785	39.146	44.970	10	2:10.901
360	25:49.048	46.620	38.708	44.844	11	2:10.172
388	[IN] 28:03.693	46.775	38.676	49.194	12	
428	[OUT] 31:03.636				12	2:59.943
453	33:12.752		39.388	47.295	13	
480	35:26.925	47.784	39.054	47.335	14	2:14.173
507	37:40.822	48.275	39.307	46.315	15	2:13.897
533	39:54.046	47.464	38.990	46.770	16	2:13.224
559	42:07.627	48.315	39.178	46.088	17	2:13.581
585	44:21.445		38.832	48.080	18	2:13.818
592	45:31.297					FINISH
614	46:33.643	45.327	38.538	48.333	19	2:12.198



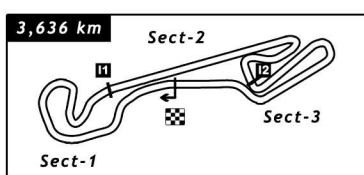
21 & 22 AVRIL 2012

Seq	Heure	Secteur 1	Secteur 2	Secteur 3	Tour	Temps
572 RG RACING TEAM						
6						START
13	[OUT] 9.123					
43	2:32.814		46.317	50.192	1	
90	5:26.211	52.402	40.922	48.153	2	2:53.397
128	7:44.990	50.028	40.724	48.027	3	2:18.779
167	10:03.532	49.739	40.650	48.153	4	2:18.542
197	12:21.725	49.191	40.662	48.340	5	2:18.193
226	14:41.064	50.928	40.373	48.038	6	2:19.339
251	16:58.416	49.742	39.827	47.783	7	2:17.352
285	19:32.320	49.021	40.029	1:04.854	8	2:33.904
312	21:53.023	52.239	40.484	47.980	9	2:20.703
343	[IN] 24:20.962	50.343	40.590	57.006	10	
361	[OUT] 25:50.110				10	1:29.148
387	28:01.734		39.591	48.552	11	
418	30:26.374	48.868	48.356	47.416	12	2:24.640
446	32:43.011	49.925	39.522	47.190	13	2:16.637
472	34:58.668	48.932	39.275	47.450	14	2:15.657
501	37:14.003	49.243	39.225	46.867	15	2:15.335
528	39:28.889	48.595	39.307	46.984	16	2:14.886
556	41:44.401	48.667	39.216	47.629	17	2:15.512
581	44:04.977		41.774	49.599	18	2:20.576
592	45:31.297					FINISH
609	46:24.297	48.265	40.860	50.195	19	2:19.320



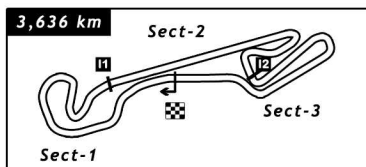
21 & 22 AVRIL 2012

Seq	Heure	Secteur 1	Secteur 2	Secteur 3	Tour	Temps
578 SITE DE POISSY						
6						START
19	[OUT] 20.120					
47	2:39.696		42.768	49.222	1	
83	5:01.838	50.825	41.509	49.808	2	2:22.142
121	7:24.824	51.903	42.924	48.159	3	2:22.986
161	9:41.937	49.000	40.683	47.430	4	2:17.113
191	11:57.956	48.531	40.059	47.429	5	2:16.019
218	14:14.604	49.052	40.205	47.391	6	2:16.648
246	16:29.850	48.349	39.833	47.064	7	2:15.246
277	18:46.905	48.178	40.004	48.873	8	2:17.055
303	21:01.073	47.851	39.690	46.627	9	2:14.168
330	[IN] 23:20.366	48.030	39.962	51.301	10	
353	[OUT] 25:05.279				10	1:44.913
383	27:24.566		41.798	50.084	11	
412	29:46.484	51.594	41.276	49.048	12	2:21.918
441	32:07.420	50.883	41.028	49.025	13	2:20.936
469	34:32.043	51.890	42.287	50.446	14	2:24.623
499	36:54.686	51.521	41.790	49.332	15	2:22.643
526	39:17.672	51.283	42.033	49.670	16	2:22.986
555	41:42.449	53.628	41.749	49.400	17	2:24.777
583	44:11.065		43.364	51.955	18	2:28.616
592	45:31.297					FINISH
619	46:40.063	53.214	41.151	54.633	19	2:28.998



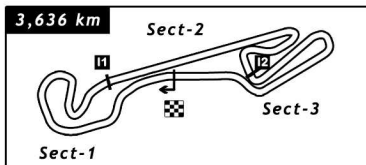
21 & 22 AVRIL 2012

Seq	Heure	Secteur 1	Secteur 2	Secteur 3	Tour	Temps
595 NO LIMIT RACING						
6						START
46	[OUT] 2:37.722					
81	4:51.261		40.439	47.386	1	
118	7:07.600	49.831	39.563	46.945	2	2:16.339
158	9:21.888	48.567	39.370	46.351	3	2:14.288
189	11:39.584	52.016	39.312	46.368	4	2:17.696
252	[IN] 17:03.279	3:17.404	57.590	1:08.701	5	
261	[OUT] 17:29.765				5	26.486
271	[OUT] 18:11.858				5	
311	[OUT] 21:51.365				5	
337	24:02.571		39.559	48.233	6	
365	26:17.740	48.228	39.314	47.627	7	2:15.169
393	28:30.582	47.901	39.061	45.880	8	2:12.842
421	30:44.076	48.247	38.942	46.305	9	2:13.494
449	32:58.185	48.573	39.323	46.213	10	2:14.109
475	35:12.154	47.803	39.397	46.769	11	2:13.969
502	37:26.927	48.529	39.844	46.400	12	2:14.773
529	39:38.973	47.334	39.120	45.592	13	2:12.046
584	44:11.745		39.200	48.714	14	4:32.772
592	45:31.297					FINISH
611	46:28.343	48.339	39.136	49.123	15	2:16.598



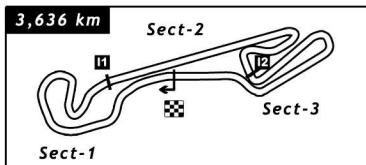
21 & 22 AVRIL 2012

Seq	Heure	Secteur 1	Secteur 2	Secteur 3	Tour	Temps
613 NEW TEAM COMPETITION						
6						START
22	[OUT] 22.719					
52	2:46.194		45.332	50.830	1	
86	5:08.577	50.546	41.457	50.380	2	2:22.383
124	7:32.939	50.907	42.400	51.055	3	2:24.362
165	9:52.707	49.864	40.904	49.000	4	2:19.768
194	12:09.762	48.706	40.363	47.986	5	2:17.055
222	14:28.535	49.644	41.436	47.693	6	2:18.773
250	16:46.801	49.084	40.577	48.605	7	2:18.266
282	19:13.125	49.595	40.126	56.603	8	2:26.324
308	21:35.126	52.585	41.545	47.871	9	2:22.001
334	23:53.747	49.100	41.536	47.985	10	2:18.621
367	[IN] 26:22.053	51.870	40.653	55.783	11	
394	[OUT] 28:31.882				11	2:09.829
423	30:46.556		40.451	47.797	12	
450	33:06.272	50.643	41.036	48.037	13	2:19.716
477	35:22.438	49.504	39.714	46.948	14	2:16.166
505	37:37.844	48.908	39.716	46.782	15	2:15.406
534	39:55.016	48.495	39.491	49.186	16	2:17.172
564	42:12.889	50.121	40.191	47.561	17	2:17.873
592	45:31.297					FINISH
593	44:31.617		39.676	49.045	18	2:18.728



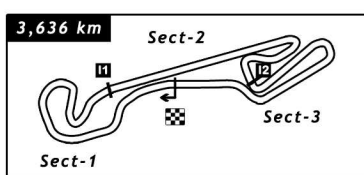
21 & 22 AVRIL 2012

Seq	Heure	Secteur 1	Secteur 2	Secteur 3	Tour	Temps
619 MP COMPÉTITION						
6						START
26	[OUT] 27.413					
50	2:44.224		42.584	48.384	1	
84	5:02.422	49.541	40.062	48.595	2	2:18.198
122	7:31.082	49.571	49.049	50.040	3	2:28.660
163	9:49.416	48.857	40.654	48.823	4	2:18.334
193	12:05.600	49.059	39.845	47.280	5	2:16.184
225	[IN] 14:38.502	58.472	40.567	53.863	6	
259	[OUT] 17:26.937				6	2:48.435
287	19:43.790		40.293	47.419	7	
313	22:01.653	49.235	40.741	47.887	8	2:17.863
342	24:21.284	49.705	39.936	49.990	9	2:19.631
371	26:37.643	48.875	40.042	47.442	10	2:16.359
400	28:55.960	50.385	39.966	47.966	11	2:18.317
432	[IN] 31:19.048	49.263	40.363	53.462	12	
457	[OUT] 33:29.507				12	2:10.459
484	35:44.604		41.594	48.722	13	
512	38:03.506	49.986	40.980	47.936	14	2:18.902
538	40:22.900	49.429	40.951	49.014	15	2:19.394
567	42:43.960				16	2:21.060
592	45:31.297					FINISH
598	[IN] 45:10.949	49.585	39.646	57.758	17	



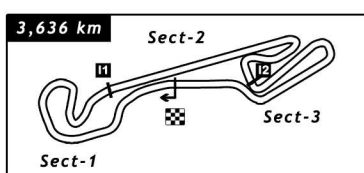
21 & 22 AVRIL 2012

Seq	Heure	Secteur 1	Secteur 2	Secteur 3	Tour	Temps
631 VOLANT CLUB TOULOUSAIN						
6						START
21	[OUT] 21.402					
44	2:34.255		40.838	46.361	1	
80	4:49.237	48.600	39.019	47.363	2	2:14.982
119	[IN] 7:08.531	47.887	39.450	51.957	3	
142	[OUT] 8:53.019				3	1:44.488
174	11:02.418		39.190	46.753	4	
203	13:15.759	47.869	38.948	46.524	5	2:13.341
236	15:31.674	48.125	41.152	46.638	6	2:15.915
265	17:45.763	47.967	39.736	46.386	7	2:14.089
291	19:59.468	47.506	39.962	46.237	8	2:13.705
318	[IN] 22:17.291	47.808	39.387	50.628	9	
338	[OUT] 24:09.066				9	1:51.775
364	26:16.911		39.018	46.011	10	
392	28:28.765	47.528	38.640	45.686	11	2:11.854
422	[IN] 30:45.335	47.539	38.567	50.464	12	
443	[OUT] 32:14.696				12	1:29.361
466	34:22.510		38.593	48.509	13	
493	36:34.024	46.738	38.615	46.161	14	2:11.514
519	38:45.761	47.030	38.725	45.982	15	2:11.737
546	[IN] 41:01.406	46.740	38.795	50.110	16	
551	[OUT] 41:14.924				16	13.518
572	[OUT] 43:02.959				16	
592	45:31.297					FINISH
596	45:09.230		37.619	48.436	17	



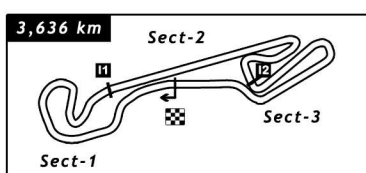
21 & 22 AVRIL 2012

Seq	Heure	Secteur 1	Secteur 2	Secteur 3	Tour	Temps
667 STRASBOURG						
6						START
15	[OUT] 12.282					
54	2:54.479		49.419	1:00.874	1	
92	5:30.263	56.782	43.566	55.436	2	2:35.784
130	7:57.439	55.225	42.836	49.115	3	2:27.176
168	10:17.224	50.816	41.064	47.905	4	2:19.785
198	12:35.018	49.558	40.205	48.031	5	2:17.794
227	14:53.481	50.064	39.919	48.480	6	2:18.463
254	17:09.980	50.167	39.450	46.882	7	2:16.499
284	19:24.605	47.958	39.403	47.264	8	2:14.625
309	21:39.517	48.082	39.625	47.205	9	2:14.912
335	23:54.485	48.021	39.410	47.537	10	2:14.968
366	[IN] 26:18.430	49.726	39.450	54.769	11	
390	[OUT] 28:18.163				11	1:59.733
419	30:32.907		41.232	48.765	12	
447	32:52.590	50.372	40.841	48.470	13	2:19.683
474	35:10.868	49.212	40.877	48.189	14	2:18.278
503	37:29.534	49.028	41.789	47.849	15	2:18.666
530	39:47.215	49.143	40.876	47.662	16	2:17.681
557	42:04.724	49.109	40.698	47.702	17	2:17.509
589	44:24.347		39.491	51.397	18	2:19.623
592	45:31.297					FINISH
620	46:40.555	47.623	39.432	49.153	19	2:16.208



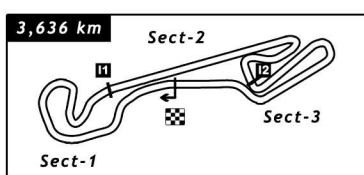
21 & 22 AVRIL 2012

Seq	Heure	Secteur 1	Secteur 2	Secteur 3	Tour	Temps
669 TEAM VILLEFRANCHE						
6						START
18	[OUT] 18.485					
42	2:32.742		41.661	46.521	1	
78	4:44.467	47.375	38.565	45.785	2	2:11.725
114	6:55.347	46.591	38.839	45.450	3	2:10.880
152	9:08.077	46.347	38.161	48.222	4	2:12.730
179	11:17.893	46.415	38.420	44.981	5	2:09.816
206	13:27.522	46.311	38.004	45.314	6	2:09.629
237	15:37.506	46.376	38.561	45.047	7	2:09.984
266	17:47.155	46.404	38.245	45.000	8	2:09.649
290	19:56.811	46.453	38.290	44.913	9	2:09.656
315	22:07.266	46.392	38.880	45.183	10	2:10.455
344	[IN] 24:23.335	45.903	38.978	51.188	11	
377	[OUT] 26:58.048				11	2:34.713
402	29:05.533		39.056	45.320	12	
430	31:16.414	46.687	38.884	45.310	13	2:10.881
456	33:26.968	46.599	38.881	45.074	14	2:10.554
482	35:39.754	47.144	38.407	47.235	15	2:12.786
510	37:49.734	46.118	38.710	45.152	16	2:09.980
537	39:58.493	45.846	38.288	44.625	17	2:08.759
562	42:10.774	48.999	38.239	45.043	18	2:12.281
586	44:23.208		38.338	47.963	19	2:12.434
592	45:31.297					FINISH
615	46:34.547	46.576	37.914	46.849	20	2:11.339



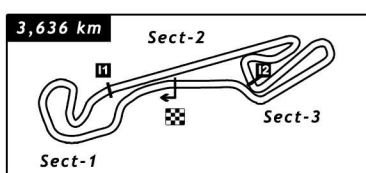
21 & 22 AVRIL 2012

Seq	Heure	Secteur 1	Secteur 2	Secteur 3	Tour	Temps
671 DMR COMPETITION						
6						START
12	[OUT] 7.941					
36	2:18.719		40.596	46.755	1	
70	4:32.706	47.805	39.657	46.525	2	2:13.987
111	6:48.665	48.915	40.023	47.021	3	2:15.959
149	9:02.309	47.759	39.085	46.800	4	2:13.644
180	[IN] 11:20.619	47.938	39.014	51.358	5	
186	[OUT] 11:37.669				5	17.050
209	[OUT] 13:39.684				5	
213	[OUT] 13:52.391				5	
215	[OUT] 13:57.245				5	
217	[OUT] 14:07.835				5	
223	[OUT] 14:30.830				5	
248	16:41.998		40.053	47.849	6	
279	18:59.476	48.900	40.931	47.647	7	2:17.478
304	21:17.759	49.274	40.623	48.386	8	2:18.283
331	23:35.033	49.031	41.086	47.157	9	2:17.274
362	25:51.466	48.650	41.389	46.394	10	2:16.433
389	28:05.086	47.558	39.181	46.881	11	2:13.620
417	30:21.590	48.265	41.141	47.098	12	2:16.504
445	32:38.487	49.483	40.356	47.058	13	2:16.897
471	34:52.558	47.805	39.855	46.411	14	2:14.071
500	37:06.686	47.952	39.537	46.639	15	2:14.128
527	39:19.832	47.344	39.852	45.950	16	2:13.146
552	41:35.785	47.310	39.277	49.366	17	2:15.953
579	43:58.052		42.678	48.294	18	2:22.267
592	45:31.297					FINISH
607	46:14.617	46.138	42.388	48.039	19	2:16.565



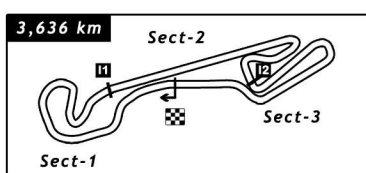
21 & 22 AVRIL 2012

Seq	Heure	Secteur 1	Secteur 2	Secteur 3	Tour	Temps
690 MONTBELIARD						
6						START
32	[OUT] 1:55.316					
66	4:11.837		41.186	47.750	1	
103	6:26.757	48.494	39.940	46.486	2	2:14.920
138	8:40.292	47.659	39.349	46.527	3	2:13.535
175	11:02.649	47.157	40.564	54.636	4	2:22.357
204	13:16.106	48.060	38.885	46.512	5	2:13.457
234	15:29.144	48.391	39.045	45.602	6	2:13.038
264	[IN] 17:45.339	47.170	38.899	50.126	7	
278	[OUT] 18:48.971				7	1:03.632
301	20:56.018		38.966	45.951	8	
328	23:07.349	46.891	38.839	45.601	9	2:11.331
356	[IN] 25:25.665	47.285	39.672	51.359	10	
381	[OUT] 27:09.033				10	1:43.368
404	29:18.035		39.625	47.476	11	
434	31:33.211	48.454	39.390	47.332	12	2:15.176
459	33:47.494	48.321	38.701	47.261	13	2:14.283
487	36:02.481	48.756	39.242	46.989	14	2:14.987
514	38:18.266	48.597	39.970	47.218	15	2:15.785
541	40:32.690	48.235	39.178	47.011	16	2:14.424
569	42:48.587				17	2:15.897
592	45:31.297					FINISH
594	45:03.409	47.546	38.066	49.210	18	2:14.822



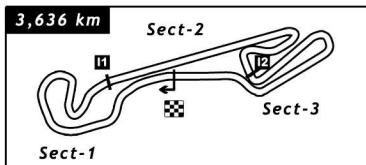
21 & 22 AVRIL 2012

Seq	Heure	Secteur 1	Secteur 2	Secteur 3	Tour	Temps
695 NO LIMIT RACING						
6						START
30	[OUT] 38.148					
35	[OUT] 2:18.192					
74	4:38.197		44.631	48.749	1	
116	6:57.930	51.030	41.050	47.653	2	2:19.733
156	9:15.691	49.900	40.456	47.405	3	2:17.761
187	11:37.929	53.799	41.160	47.279	4	2:22.238
214	13:55.327	48.362	41.678	47.358	5	2:17.398
245	16:11.749	48.434	40.362	47.626	6	2:16.422
274	18:28.862	48.567	41.129	47.417	7	2:17.113
299	20:45.236	48.775	40.255	47.344	8	2:16.374
326	23:00.509	48.399	39.756	47.118	9	2:15.273
354	25:16.218	48.079	40.471	47.159	10	2:15.709
384	27:31.399	48.152	40.151	46.878	11	2:15.181
413	[IN] 29:51.033	48.636	39.999	50.999	12	
416	[OUT] 30:10.909				12	19.876
435	[OUT] 31:40.259				12	
460	33:47.714		39.319	46.350	13	
486	36:00.281	47.364	39.055	46.148	14	2:12.567
513	38:13.150	47.905	39.193	45.771	15	2:12.869
540	40:24.741	46.876	38.843	45.872	16	2:11.591
592	45:31.297					FINISH
599	[IN] 45:18.558			1:04.963	17	



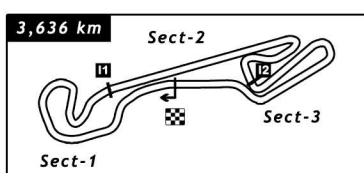
21 & 22 AVRIL 2012

Seq	Heure	Secteur 1	Secteur 2	Secteur 3	Tour	Temps
713 NEW TEAM COMPETITION						
6						START
9	[OUT] 2.491					
34	2:17.327		42.225	47.372	1	
69	4:32.119	48.255	39.814	46.723	2	2:14.792
108	6:45.966	48.002	39.636	46.209	3	2:13.847
148	9:01.451	48.574	39.348	47.563	4	2:15.485
181	[IN] 11:22.139	49.607	39.825	51.256	5	
216	[OUT] 13:58.601				5	2:36.462
243	16:05.799		39.523	46.774	6	
273	18:18.304	47.396	39.041	46.068	7	2:12.505
298	20:29.542	46.851	38.851	45.536	8	2:11.238
325	22:41.844	47.376	38.933	45.993	9	2:12.302
351	24:52.483	46.319	39.095	45.225	10	2:10.639
380	[IN] 27:08.469	47.401	39.291	49.294	11	
397	[OUT] 28:45.679				11	1:37.210
426	30:58.652		41.024	48.797	12	
455	33:21.037	50.403	41.810	50.172	13	2:22.385
483	35:41.239	50.122	40.856	49.224	14	2:20.202
511	38:01.657	50.194	41.398	48.826	15	2:20.418
539	40:23.129	50.505	41.202	49.765	16	2:21.472
568	42:46.250				17	2:23.121
592	45:31.297					FINISH
595	45:06.311	49.546	39.859	50.656	18	2:20.061



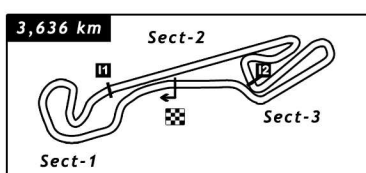
21 & 22 AVRIL 2012

Seq	Heure	Secteur 1	Secteur 2	Secteur 3	Tour	Temps
715 GPA RACING						
5	[OUT]					
6						START
29	[OUT] 38.762					
56	2:57.676		42.685	48.650	1	
89	5:18.075	51.436	40.011	48.952	2	2:20.399
127	7:34.637	48.748	39.678	48.136	3	2:16.562
166	9:53.834	50.632	41.228	47.337	4	2:19.197
195	12:10.903	48.867	40.284	47.918	5	2:17.069
224	[IN] 14:36.002	50.095	40.914	54.090	6	
230	[OUT] 14:57.502				6	21.500
257	[OUT] 17:24.978				6	
288	19:48.659		42.116	49.149	7	
316	22:13.010	51.269	43.776	49.306	8	2:24.351
346	24:34.589	49.893	42.163	49.523	9	2:21.579
376	26:57.296	51.550	42.193	48.964	10	2:22.707
405	29:20.789	50.378	42.504	50.611	11	2:23.493
440	31:54.802	1:02.028	42.174	49.811	12	2:34.013
465	34:17.328	50.831	42.335	49.360	13	2:22.526
494	36:39.121	50.384	41.815	49.594	14	2:21.793
524	39:02.002	51.607	41.757	49.517	15	2:22.881
554	41:39.691	50.878	41.824	1:04.987	16	2:37.689
582	44:07.267		42.449	52.546	17	2:27.576
592	45:31.297					FINISH
612	46:30.944	49.571	41.873	52.233	18	2:23.677



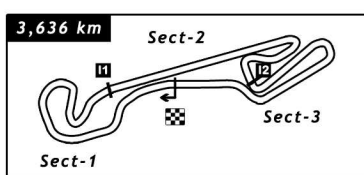
21 & 22 AVRIL 2012

Seq	Heure	Secteur 1	Secteur 2	Secteur 3	Tour	Temps
719 MP COMPÉTITION						
6						START
23	[OUT] 24.099					
48	2:42.444		43.756	48.446	1	
82	4:59.389	49.718	39.254	47.973	2	2:16.945
120	7:12.085	47.561	39.059	46.076	3	2:12.696
159	9:24.290	47.293	39.186	45.726	4	2:12.205
190	[IN] 11:51.853	48.665	39.208	59.690	5	
235	[OUT] 15:30.648				5	3:38.795
262	17:42.512		39.227	46.323	6	
289	19:54.912	47.368	38.863	46.169	7	2:12.400
314	22:07.149	47.499	38.626	46.112	8	2:12.237
341	24:19.946	47.507	38.929	46.361	9	2:12.797
369	26:32.648	47.763	38.774	46.165	10	2:12.702
396	28:45.534	47.471	38.979	46.436	11	2:12.886
429	[IN] 31:06.666	48.055	40.456	52.621	12	
496	[OUT] 36:43.198				12	5:36.532
521	38:51.248		39.386	46.344	13	
547	41:04.453	48.005	39.127	46.073	14	2:13.205
575	43:19.590			47.557	15	2:15.137
592	45:31.297					FINISH
626	[IN] 47:36.053	46.689	2:26.457	1:03.317	16	



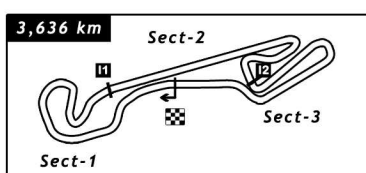
21 & 22 AVRIL 2012

Seq	Heure	Secteur 1	Secteur 2	Secteur 3	Tour	Temps
738 ORIGINAL TEAM						
6						START
97	5:56.733		41.306	48.328	1	
132	8:14.329	49.422	40.363	47.811	2	2:17.596
172	10:32.746	50.148	40.396	47.873	3	2:18.417
202	12:50.314	49.150	40.595	47.823	4	2:17.568
233	[IN] 15:12.980	49.133	40.249	53.284	5	
272	18:11.541		40.499	47.182	6	
297	20:26.848	47.836	40.222	47.249	7	2:15.307
324	22:41.795	48.119	39.734	47.094	8	2:14.947
352	24:56.662	48.385	39.973	46.509	9	2:14.867
382	27:12.747	48.478	40.183	47.424	10	2:16.085
409	29:29.355	48.545	40.460	47.603	11	2:16.608
439	[IN] 31:52.524	49.944	40.670	52.555	12	
485	35:58.789		43.306	50.785	13	
516	38:24.839	53.488	42.443	50.119	14	2:26.050
544	40:51.681	51.805	40.901	54.136	15	2:26.842
574	43:15.751				16	2:24.070
592	45:31.297					FINISH
602	45:36.952	49.593	41.066	50.542	17	2:21.201



21 & 22 AVRIL 2012

Seq	Heure	Secteur 1	Secteur 2	Secteur 3	Tour	Temps
769 TEAM VILLEFRANCHE						
6						START
31	[OUT] 1:32.690					
64	4:03.504		47.437	52.946	1	
105	6:32.344	51.804	47.263	49.773	2	2:28.840
143	8:56.410	52.481	42.455	49.130	3	2:24.066
185	11:27.854	55.630	43.534	52.280	4	2:31.444
212	13:46.153	49.441	40.528	48.330	5	2:18.299
244	16:08.943	49.621	44.733	48.436	6	2:22.790
275	[IN] 18:39.915	49.399	44.293	57.280	7	
317	[OUT] 22:13.353				7	3:33.438
345	24:29.234		40.761	49.599	8	
372	26:51.184	50.920	41.396	49.634	9	2:21.950
403	29:11.748	51.398	40.837	48.329	10	2:20.564
433	31:30.808	50.982	40.068	48.010	11	2:19.060
461	33:49.455	50.137	40.078	48.432	12	2:18.647
488	36:06.081	49.599	39.509	47.518	13	2:16.626
515	38:23.237	49.471	40.312	47.373	14	2:17.156
542	40:37.350	48.659	38.612	46.842	15	2:14.113
570	42:53.288				16	2:15.938
592	45:31.297					FINISH
597	45:09.767	48.404	38.455	49.620	17	2:16.479



21 & 22 AVRIL 2012

Seq	Heure	Secteur 1	Secteur 2	Secteur 3	Tour	Temps
771 DMR COMPETITION						
6						START
11	[OUT] 6.360					
38	2:19.549		42.376	46.993	1	
71	4:35.587	48.355	40.168	47.515	2	2:16.038
112	6:51.813	49.919	39.672	46.635	3	2:16.226
151	9:08.003	47.684	42.169	46.337	4	2:16.190
182	11:22.755	48.610	39.451	46.691	5	2:14.752
211	[IN] 13:43.012	48.463	39.242	52.552	6	
219	[OUT] 14:16.235				6	33.223
263	[OUT] 17:44.413				6	
292	20:02.572		42.832	48.366	7	
319	22:20.172	49.989	40.356	47.255	8	2:17.600
348	24:37.750	50.218	39.998	47.362	9	2:17.578
375	26:54.469	48.961	40.039	47.719	10	2:16.719
408	29:24.088	48.930	52.299	48.390	11	2:29.619
436	31:42.990	50.555	40.236	48.111	12	2:18.902
463	34:00.155	49.305	40.251	47.609	13	2:17.165
490	36:17.292	49.581	39.913	47.643	14	2:17.137
518	38:34.462	49.218	40.411	47.541	15	2:17.170
545	40:52.595	48.929	40.421	48.783	16	2:18.133
573	43:12.689				17	2:20.094
592	45:31.297					FINISH
601	45:31.941	48.600	39.768	50.884	18	2:19.252

Sous réserve des vérifications techniques en cours et des éventuels incidents d'ordre sportif.