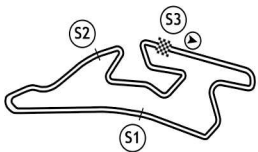


Cl	Num	Team Concurrent	Cat	Classe	Cond 1	Tps pilote 1	Cond 2	Tps pilote 2	Cond 3	Tps pilote 3	Cond 4	Tps pilote 4	Temps	Ecart	Vitesse
1	860	G.M.SPORT	A	[1]	RCC	PATE Bertrand	2:03.527	MAIO Guillaume	2:02.929				2:03.228		108,93
2	509	G.M.SPORT	A	[1]	207	FAYE Michel	2:04.556	FERRANT Olivier	2:03.464				2:04.010	+0.782	108,25
3	617	ESPACE RACING	A	[2]	207	LABESCAT Franck	2:04.406	PHILIPPON Christian	2:05.191				2:04.798	+1.570	107,56
4	578	SITE DE POISSY	A	[3]	207	ALLOT Sebastien	2:04.267	TREMBLAY Vincent	2:05.645				2:04.956	+1.728	107,43
5	525	P&R COMPÉTITION	A	[4]	207	PREGNIARD Daniel	2:05.195	BLARY Stephane	2:04.889				2:05.042	+1.814	107,35
6	609	G.M.SPORT	A	[5]	207	GUILLOU Bernard	2:05.444	LEFRANCOIS Manuel	2:05.065				2:05.254	+2.026	107,17
7	517	ESPACE RACING	A	[6]	207	DUTHIL Dorian	2:05.609	PRUVOT Patrice	2:05.213				2:05.411	+2.183	107,04
8	559	DOC TEAM LAUDSPORT	A	[7]	207	HUBERT Christophe	2:05.833	BOURREL Christophe	2:07.190				2:06.511	+3.283	106,11
9	551	PRT	A	[8]	207	PLUBEL Guillaume	2:06.158	PLUBEL Charles	2:07.046				2:06.602	+3.374	106,03
10	801	MONTBELIARD	A	[1]	206	CICILIANI Eric	2:07.878	CHAPUIS Fred	2:07.601				2:07.739	+4.511	105,09
11	851	MRG RACING	A	[2]	206	GUERNE Willy	2:07.641	ANDRES DENIS	2:08.046				2:07.843	+4.615	105,00
12	844	AZUR RENT	A	[3]	206	COURTOIS Arnaud	2:08.387	COURTOIS Bruno	2:07.729	COURTOIS Blaise	2:07.694		2:07.936	+4.708	104,93
13	550	GENERATION STUNT	A	[9]	207	RONCHIN Romain	2:05.950	RONCHIN Patrick	2:10.191	AUDIBERT Olivier	2:08.009		2:08.050	+4.822	104,83
14	598	FMH SERVICES	A	[10]	207	FOSSEY Mickael	2:09.305	FOSSEY Karl	2:06.848				2:08.076	+4.848	104,81
15	855	TEAM VILLEFRANCHE	A	[4]	206	BAROU Philippe	2:08.052	COQUARD Philippe	2:07.236	COQUARD Maxime	2:09.357		2:08.215	+4.987	104,70
16	538	HRC	A	[11]	207	PEYRAT Jérôme	2:09.120	ANGLADE Laurent	2:08.121				2:08.620	+5.392	104,37
17	802	MONTBELIARD	A	[5]	206	DAUSSE Dominique	2:08.965	RAILLARD Serge	2:08.664				2:08.814	+5.586	104,21
18	808	GENERATION STUNT	B	[1]	B-206	SEVEAU Jean-louis	2:09.111	GUILLAUME Dominique	2:09.412	SEVEAU Sebastien	2:08.525		2:09.016	+5.788	104,05
19	831	VOLANT CLUB 31	A	[6]	206	FROBERGER Bastien	2:08.571	FROBERGER Didier	2:09.745				2:09.158	+5.930	103,93
20	714	MARTIAL COMPETITION	A	[12]	207	MARGUERITAT Jérôme	2:09.228	MARGUERITAT Damien	2:08.238	SERVES Olivier	2:10.377		2:09.281	+6.053	103,83
21	828	RG RACING TEAM	A	[7]	206	GIGON Florian	2:08.090	ROBERT Davy	2:10.824				2:09.457	+6.229	103,69
22	819	MP COMPETITION	A	[8]	206	VINCENT Claude	2:11.269	PREVOST Pierre	2:09.919	ESPALIEU Pierre-Henri	2:07.959		2:09.715	+6.487	103,49
23	837	HRC	A	[9]	206	MORILLAS Simon	2:09.940	VADOT Gaetan	2:09.839				2:09.889	+6.661	103,35
24	839	CHAMPAGNOLE	A	[10]	206	MATHIS Martin	2:08.867	VANTARD Bernard	2:11.141				2:10.004	+6.776	103,26
25	800	SRC	B	[2]	B-206	SALIN Daniel	2:11.025	SALIN Maxim	2:09.573	SALIN David	2:10.477		2:10.358	+7.130	102,98
26	857	SITE DE POISSY	A	[11]	206	DESBORDES Bruno	2:10.807	PIFFAULT Gérard	2:08.465	BALEM Quentin	2:12.415		2:10.562	+7.334	102,82
27	568	AK COMPETITION	A	[13]	207	CURNIER Francois	2:14.588	MIGAULT Olivier	2:06.636				2:10.612	+7.384	102,78
28	803	MONTBELIARD	A	[12]	206	CHEVALIER Guillaume	2:10.638	PERSONENI Stephane	2:10.851				2:10.744	+7.516	102,67
29	804	TEAM BERNARD RACING	A	[13]	206	MANSON Frederic	2:09.944	MANSON Antoine	2:15.918				2:12.931	+9.703	100,98
30	849	MRG RACING	A	[14]	206	GAREAU Thierry	2:14.258	MAILLARD Alexandre	2:12.472				2:13.365	+10.137	100,65
31	838	HRC	A	[15]	206	BONNOT Eric	2:13.510	TOURON Florian	2:13.437				2:13.473	+10.245	100,57
32	544	TEAM NANTES	A	[14]	207	CHOTARD Roland	2:14.356	CHOTARD François	2:15.023				2:14.689	+11.461	99,66



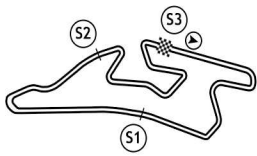


<i>Cl</i>	<i>Num</i>	<i>Team Concurrent</i>	<i>Cat</i>	<i>Classe</i>	<i>Cond 1</i>	<i>Tps pilote 1</i>	<i>Cond 2</i>	<i>Tps pilote 2</i>	<i>Cond 3</i>	<i>Tps pilote 3</i>	<i>Cond 4</i>	<i>Tps pilote 4</i>	<i>Temps</i>	<i>Ecart</i>	<i>Vitesse</i>		
33	840	TEAM PICA	A	[16]	206	ORSO Cyril		2:13.958	CASSINOTTO Christophe	2:15.458	COULLET Stéphane	2:15.145	CAVANNA Guy	2:16.920	2:15.370	+12.142	99,16
34	806	TEAM BERNARD RACING	B	[3]	B-206	BARATON Patrice		2:19.537	RAVEAU Jean Claude	2:19.887				2:19.712	+16.484	96,08	

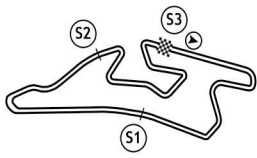
Non Classés

805	TEAM BERNARD RACING	A	206	ISSARTEL Dominique	BERNARD Jacques
896	TEAM VILLEFRANCHE	B	306	FLOS Claude	MANDRA Nicolas

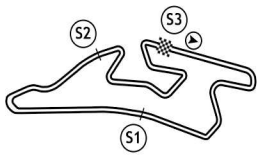




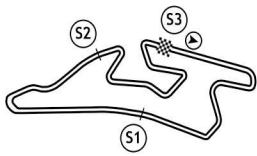
Seq	Num	Heure	Secteur 1	Secteur 2	Secteur 3	Tour	Temps
509 G.M.SPORT							
1							START
22	509	[OUT] 2:59.003					
53	509	5:02.416		31.469	47.951	1	
91	509	7:08.081	47.093	30.995	47.577	2	2:05.665
124	509	9:13.520	47.341	30.759	47.339	3	2:05.439
157	509	11:17.932	47.013	30.594	46.805	4	2:04.412
189	509	13:23.447	47.323	30.771	47.421	5	2:05.515
221	509	[IN] 15:31.503	47.374	30.492	50.190	6	
265	509	[OUT] 18:49.231				6	3:17.728
294	509	20:53.592		31.312	47.403	7	
323	509	22:59.178	47.780	30.799	47.007	8	2:05.586
354	509	25:04.158	47.593	30.580	46.807	9	2:04.980
387	509	27:08.873	47.167	30.722	46.826	10	2:04.715
420	509	29:14.168	47.045	30.967	47.283	11	2:05.295
451	509	31:18.864	47.164	30.806	46.726	12	2:04.696
481	509	33:23.420	47.224	30.506	46.826	13	2:04.556
509	509	35:28.727	47.811	30.882	46.614	14	2:05.307
549	509	[IN] 38:14.078	1:09.588	38.645	57.118	15	
600	509	[OUT] 42:03.182				15	3:49.104
626	509	44:06.908		31.323	47.619	16	
655	509	46:12.207	47.586	30.981	46.732	17	2:05.299
682	509	48:16.971	46.722	30.858	47.184	18	2:04.764
710	509	50:21.432	46.909	30.748	46.804	19	2:04.461
740	509	52:26.114	47.570	30.530	46.582	20	2:04.682
768	509	54:30.314	46.840	30.505	46.855	21	2:04.200
797	509	56:33.778	46.656	30.422	46.386	22	2:03.464
827	509	58:38.194	46.953	30.562	46.901	23	2:04.416
832		59:02.556					FINISH
857	509	[IN] 1h00:54.390	49.483	33.219	53.494	24	



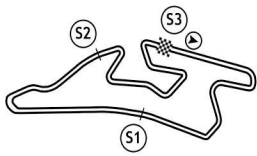
Seq	Num	Heure	Secteur 1	Secteur 2	Secteur 3	Tour	Temps
517 ESPACE RACING							
1							START
52	517	[OUT] 4:58.744					
89	517	7:03.895		31.822	47.282	1	
121	517	9:09.504	47.279	31.046	47.284	2	2:05.609
156	517	11:15.743	47.268	31.718	47.253	3	2:06.239
188	517	13:21.818	47.459	31.304	47.312	4	2:06.075
220	517	15:27.714	47.452	31.009	47.435	5	2:05.896
245	517	[IN] 17:36.367	47.622	32.356	48.675	6	
298	517	[OUT] 21:16.200				6	3:39.833
331	517	23:25.117		32.664	49.467	7	
364	517	25:35.798	49.481	32.586	48.614	8	2:10.681
398	517	27:43.605	48.218	31.255	48.334	9	2:07.807
433	517	29:51.705	48.043	30.932	49.125	10	2:08.100
464	517	32:00.120	48.155	31.647	48.613	11	2:08.415
495	517	34:10.070	48.706	31.510	49.734	12	2:09.950
525	517	36:17.478	48.151	31.006	48.251	13	2:07.408
554	517	38:23.468	47.563	30.942	47.485	14	2:05.990
580	517	40:29.463	47.811	30.953	47.231	15	2:05.995
608	517	42:38.293	49.155	31.591	48.084	16	2:08.830
637	517	44:45.607	48.184	31.252	47.878	17	2:07.314
666	517	[IN] 46:59.603	48.395	31.670	53.931	18	
714	517	[OUT] 50:45.787				18	3:46.184
742	517	52:47.054		31.079	46.545	19	
772	517	54:52.787	47.820	31.141	46.772	20	2:05.733
803	517	56:58.000	47.390	31.099	46.724	21	2:05.213
832		59:02.556					FINISH
833	517	59:03.229	47.666	30.644	46.919	22	2:05.229



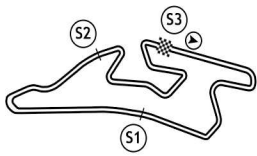
Seq	Num	Heure	Secteur 1	Secteur 2	Secteur 3	Tour	Temps
525 P&R COMPÉTITION							
1							START
9	525	[OUT] 1:35.832					
27	525	3:46.026		33.103	47.590	1	
65	525	5:52.826	48.315	31.237	47.248	2	2:06.800
100	525	8:00.026	49.044	31.181	46.975	3	2:07.200
134	525	10:06.015	47.923	31.025	47.041	4	2:05.989
168	525	12:12.431	47.811	31.041	47.564	5	2:06.416
200	525	14:18.273	47.747	31.082	47.013	6	2:05.842
234	525	[IN] 16:25.916	47.836	30.991	48.816	7	
270	525	[OUT] 19:28.234				7	3:02.318
303	525	21:32.956		31.909	47.318	8	
335	525	23:40.565	47.829	31.282	48.498	9	2:07.609
366	525	25:46.538	47.514	31.338	47.121	10	2:05.973
400	525	27:52.449	47.376	30.908	47.627	11	2:05.911
434	525	29:58.067	47.632	31.059	46.927	12	2:05.618
466	525	32:03.594	47.621	31.121	46.785	13	2:05.527
494	525	34:08.995	47.404	30.559	47.444	14	2:05.404
523	525	36:15.436	47.483	31.223	47.735	15	2:06.441
553	525	38:20.325	47.261	30.777	46.851	16	2:04.889
577	525	40:25.498	47.467	30.738	46.968	17	2:05.173
609	525	[IN] 42:41.886	48.121	34.582	53.685	18	
654	525	[OUT] 45:55.757				18	3:13.871
680	525	47:59.370		31.605	48.165	19	
706	525	50:04.565	47.593	30.760	46.842	20	2:05.195
734	525	52:10.147	47.492	30.939	47.151	21	2:05.582
765	525	54:15.883	47.529	30.922	47.285	22	2:05.736
795	525	56:22.224	47.413	31.004	47.924	23	2:06.341
825	525	58:27.465	47.437	30.762	47.042	24	2:05.241
832		59:02.556					FINISH
855	525	1h00:33.449	47.347	31.109	47.528	25	2:05.984



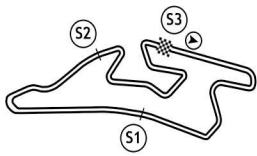
Seq	Num	Heure	Secteur 1	Secteur 2	Secteur 3	Tour	Temps
538 HRC							
1							START
59	538	5:17.927		33.977	50.401	1	
96	538	7:29.474	49.437	33.122	48.988	2	2:11.547
131	538	9:39.571	49.152	32.074	48.871	3	2:10.097
165	538	11:49.526	49.007	32.383	48.565	4	2:09.955
293	538	20:53.219	7:34.962	34.865	53.866	5	9:03.693
325	538	23:05.281	51.302	32.082	48.678	6	2:12.062
359	538	25:15.597	49.401	32.211	48.704	7	2:10.316
395	538	27:26.723	49.259	32.040	49.827	8	2:11.126
429	538	29:37.125	48.861	32.703	48.838	9	2:10.402
463	538	[IN] 31:53.307				10	
533	538	36:56.936	5:58.169	33.022	48.620	11	
565	538	39:09.067	49.543	33.367	49.221	12	2:12.131
590	538	41:18.187	48.810	31.834	48.476	13	2:09.120
620	538	43:27.384	48.388	31.728	49.081	14	2:09.197
651	538	45:36.993	48.811	32.086	48.712	15	2:09.609
754	538	53:39.004	6:41.522	32.083	48.406	16	8:02.011
786	538	55:47.125	48.311	31.646	48.164	17	2:08.121
816	538	57:55.919	48.987	31.700	48.107	18	2:08.794
832		59:02.556					FINISH
846	538	1h00:08.436	49.048	32.812	50.657	19	2:12.517



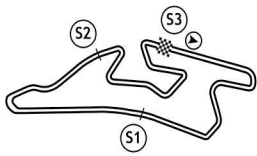
Seq	Num	Heure	Secteur 1	Secteur 2	Secteur 3	Tour	Temps
544 TEAM NANTES							
1							START
37	544	[OUT] 4:16.150					
73	544	6:22.779		31.387	47.667	1	
110	544	8:37.802	50.098	36.089	48.836	2	2:15.023
149	544	[IN] 10:59.905	54.028	35.412	52.663	3	
207	544	[OUT] 14:55.606				3	3:55.701
238	544	17:12.169		37.286	47.720	4	
269	544	19:26.525	50.042	34.449	49.865	5	2:14.356
305	544	21:44.544	52.155	35.041	50.823	6	2:18.019
341	544	24:02.715	52.647	36.292	49.232	7	2:18.171
374	544	26:17.108	51.299	35.812	47.282	8	2:14.393
409	544	[IN] 28:35.344	50.236	34.872	53.128	9	
832		59:02.556					FINISH



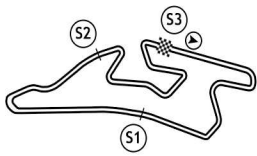
Seq	Num	Heure	Secteur 1	Secteur 2	Secteur 3	Tour	Temps
550 GENERATION STUNT							
1							START
11	550	[OUT] 1:52.183					
31	550	3:58.843		35.087	48.277	1	
68	550	6:04.923	47.491	31.018	47.571	2	2:06.080
104	550	8:12.430	47.600	31.765	48.142	3	2:07.507
136	550	10:18.380	47.923	30.990	47.037	4	2:05.950
171	550	12:25.422	48.326	31.066	47.650	5	2:07.042
203	550	[IN] 14:39.495	47.383	31.657	55.033	6	
266	550	[OUT] 18:55.032				6	4:15.537
296	550	21:05.312		33.229	50.357	7	
329	550	23:16.177	49.176	32.438	49.251	8	2:10.865
362	550	25:26.368	48.758	32.484	48.949	9	2:10.191
396	550	27:36.818	49.033	32.288	49.129	10	2:10.450
432	550	29:50.923	49.186	33.462	51.457	11	2:14.105
469	550	[IN] 32:14.918	51.945	35.107	56.943	12	
512	550	[OUT] 35:36.217				12	3:21.299
542	550	37:45.368		32.651	48.815	13	
571	550	39:53.377	48.373	31.702	47.934	14	2:08.009
599	550	42:01.711	48.487	31.518	48.329	15	2:08.334
633	550	[IN] 44:38.917	54.282	38.453	1:04.471	16	
832		59:02.556					FINISH



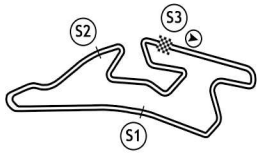
Seq	Num	Heure	Secteur 1	Secteur 2	Secteur 3	Tour	Temps
551 PRT							
1							START
49	551	[OUT] 4:52.860					
90	551	7:07.037		36.526	48.585	1	
126	551	9:16.611	49.552	32.404	47.618	2	2:09.574
159	551	11:24.453	48.614	31.746	47.482	3	2:07.842
191	551	13:31.711	48.030	31.813	47.415	4	2:07.258
222	551	15:39.220	48.172	31.785	47.552	5	2:07.509
249	551	17:46.692	48.079	32.119	47.274	6	2:07.472
277	551	19:54.570	48.281	31.677	47.920	7	2:07.878
309	551	22:13.209	58.649	32.548	47.442	8	2:18.639
344	551	24:20.622	48.285	31.886	47.242	9	2:07.413
376	551	26:30.357	48.171	34.561	47.003	10	2:09.735
410	551	28:37.403	48.233	34.744	47.402	11	2:07.046
443	551	30:44.790	48.115	31.585	47.687	12	2:07.387
476	551	[IN] 32:53.200	47.827	31.578	49.005	13	
534	551	[OUT] 36:59.784				13	4:06.584
564	551	39:06.737		32.233	47.571	14	
588	551	41:13.469	48.162	31.370	47.200	15	2:06.732
618	551	43:20.281	48.101	31.536	47.175	16	2:06.812
647	551	45:27.751	48.038	31.572	47.860	17	2:07.470
676	551	47:34.550	47.986	31.701	47.112	18	2:06.799
702	551	49:41.233	48.260	31.582	46.841	19	2:06.683
731	551	51:48.196	47.777	31.837	47.349	20	2:06.963
761	551	53:55.755	48.267	31.764	47.528	21	2:07.559
791	551	56:01.913	47.777	31.365	47.016	22	2:06.158
819	551	58:10.182	48.598	31.399	48.272	23	2:08.269
832		59:02.556					FINISH
850	551	1h00:17.136	47.885	31.648	47.421	24	2:06.954



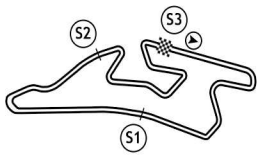
Seq	Num	Heure	Secteur 1	Secteur 2	Secteur 3	Tour	Temps
559 DOC TEAM LAUDSPORT							
1							START
10	559	[OUT] 1:42.266					
30	559	3:55.609		35.060	49.945	1	
66	559	6:02.666	48.547	31.021	47.489	2	2:07.057
102	559	8:09.772	47.973	31.399	47.734	3	2:07.106
135	559	10:15.605	47.486	31.082	47.265	4	2:05.833
169	559	12:21.597	47.593	31.016	47.383	5	2:05.992
202	559	14:28.955	48.324	31.224	47.810	6	2:07.358
235	559	16:35.338	47.800	31.181	47.402	7	2:06.383
263	559	18:41.878	47.825	31.257	47.458	8	2:06.540
290	559	20:48.477	47.488	31.118	47.993	9	2:06.599
321	559	[IN] 22:57.942	47.857	31.234	50.374	10	
391	559	[OUT] 27:20.148				10	4:22.206
430	559	29:41.523		38.806	52.385	11	
462	559	31:51.168	48.723	31.864	49.058	12	2:09.645
492	559	34:00.391	48.658	32.493	48.072	13	2:09.223
522	559	36:09.398	49.116	31.782	48.109	14	2:09.007
552	559	38:18.138	49.081	31.821	47.838	15	2:08.740
579	559	40:26.855	49.266	31.614	47.837	16	2:08.717
607	559	42:34.395	47.947	31.877	47.716	17	2:07.540
636	559	44:42.216	48.856	31.224	47.741	18	2:07.821
669	559	47:08.305	48.381	31.615	1:06.093	19	2:26.089
696	559	49:19.073	49.081	31.104	50.583	20	2:10.768
730	559	51:45.573	1:04.846	33.507	48.147	21	2:26.500
760	559	53:54.225	48.289	31.994	48.369	22	2:08.652
790	559	56:01.415	47.961	31.353	47.876	23	2:07.190
820	559	58:12.121	48.150	31.363	51.193	24	2:10.706
832		59:02.556					FINISH
851	559	1h00:19.504	48.349	31.540	47.494	25	2:07.383



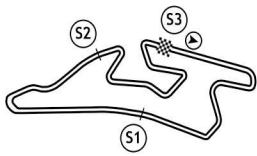
Seq	Num	Heure	Secteur 1	Secteur 2	Secteur 3	Tour	Temps
568 AK COMPETITION							
1							START
47	568	[OUT] 4:39.187					
85	568	6:55.427		33.700	52.232	1	
125	568	9:15.515	52.093	36.930	51.065	2	2:20.088
160	568	11:28.791	51.123	32.688	49.465	3	2:13.276
193	568	13:39.984	49.592	32.739	48.862	4	2:11.193
225	568	15:49.247	49.248	32.131	47.884	5	2:09.263
253	568	[IN] 18:03.087	48.924	31.808	53.108	6	
299	568	[OUT] 21:21.789				6	3:18.702
333	568	23:34.180		33.655	50.666	7	
368	568	25:51.309	51.086	33.044	52.999	8	2:17.129
404	568	28:07.697	51.373	33.670	51.345	9	2:16.388
439	568	30:22.285	50.950	33.062	50.576	10	2:14.588
473	568	32:37.068	50.882	33.162	50.739	11	2:14.783
504	568	34:52.184	51.130	33.210	50.776	12	2:15.116
536	568	37:08.511	51.888	33.502	50.937	13	2:16.327
568	568	[IN] 39:28.439	50.288	34.008	55.632	14	
610	568	[OUT] 42:42.264				14	3:13.825
638	568	44:49.161		32.261	48.699	15	
667	568	47:01.404	51.166	32.376	48.701	16	2:12.243
694	568	49:11.139	48.163	32.731	48.841	17	2:09.735
722	568	51:18.751	48.752	31.597	47.263	18	2:07.612
750	568	53:27.978	47.536	31.796	49.895	19	2:09.227
780	568	55:37.234	48.476	31.806	48.974	20	2:09.256
811	568	57:49.296	51.405	32.271	48.386	21	2:12.062
832		59:02.556					FINISH
841	568	59:55.932	48.056	31.178	47.402	22	2:06.636



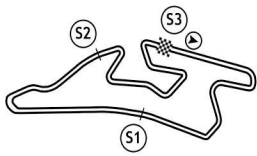
Seq	Num	Heure	Secteur 1	Secteur 2	Secteur 3	Tour	Temps
578 SITE DE POISSY							
1							START
19	578	[OUT] 2:42.325					
51	578	4:57.803		37.369	48.610	1	
88	578	7:02.885	47.559	30.698	46.825	2	2:05.082
120	578	9:07.478	47.159	30.725	46.709	3	2:04.593
154	578	11:11.906	47.222	30.517	46.689	4	2:04.428
186	578	13:16.257	46.952	30.562	46.837	5	2:04.351
215	578	15:20.948	47.051	30.824	46.816	6	2:04.691
243	578	17:25.215	46.968	30.550	46.749	7	2:04.267
275	578	[IN] 19:40.057	48.929	32.764	53.149	8	
326	578	[OUT] 23:12.949				8	3:32.892
360	578	25:18.474		31.284	47.493	9	
394	578	27:25.276	48.040	31.034	47.728	10	2:06.802
426	578	29:31.481	47.555	31.274	47.376	11	2:06.205
457	578	31:37.703	47.516	31.420	47.286	12	2:06.222
487	578	33:44.366	47.936	31.297	47.430	13	2:06.663
518	578	35:50.307	47.620	31.104	47.217	14	2:05.941
545	578	37:57.458	48.234	31.358	47.559	15	2:07.151
573	578	40:04.447	47.571	31.507	47.911	16	2:06.989
601	578	42:10.751	47.795	31.118	47.391	17	2:06.304
628	578	44:17.065	47.904	31.127	47.283	18	2:06.314
658	578	46:22.710	47.463	30.995	47.187	19	2:05.645
685	578	48:29.551	47.635	31.195	48.011	20	2:06.841
712	578	[IN] 50:37.080	47.703	31.137	48.689	21	
755	578	[OUT] 53:40.557				21	3:03.477
783	578	55:42.192		30.860	47.406	22	
810	578	57:46.918	47.326	30.529	46.871	23	2:04.726
832		59:02.556					FINISH
840	578	59:51.281	47.120	30.526	46.717	24	2:04.363



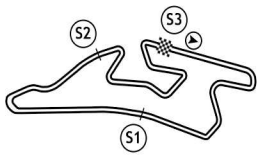
Seq	Num	Heure	Secteur 1	Secteur 2	Secteur 3	Tour	Temps
598 FMH SERVICES							
1							START
58	598	[OUT] 5:10.187					
95	598	7:25.409		34.104	51.406	1	
130	598	9:35.022	49.031	31.821	48.761	2	2:09.613
164	598	11:45.443	49.007	31.642	49.772	3	2:10.421
196	598	13:54.222	48.756	31.202	48.821	4	2:08.779
227	598	16:02.290	48.541	31.154	48.373	5	2:08.068
255	598	18:10.340	48.451	31.574	48.025	6	2:08.050
281	598	20:18.571	48.642	31.604	47.985	7	2:08.231
312	598	22:26.950	48.329	31.266	48.784	8	2:08.379
347	598	24:35.240	48.630	31.235	48.425	9	2:08.290
381	598	26:42.088	48.382	31.093	47.373	10	2:06.848
414	598	28:50.565	48.237	31.957	48.283	11	2:08.477
448	598	[IN] 31:03.622	48.066	31.550	53.441	12	
500	598	[OUT] 34:35.215				12	3:31.593
531	598	36:48.363		32.776	52.619	13	
562	598	39:01.156	51.035	32.779	48.979	14	2:12.793
587	598	41:11.797	49.621	31.937	49.083	15	2:10.641
619	598	43:22.825	50.955	31.382	48.691	16	2:11.028
650	598	45:32.130	48.853	31.704	48.748	17	2:09.305
677	598	47:41.753	49.225	31.486	48.912	18	2:09.623
704	598	49:52.110	49.930	31.545	48.882	19	2:10.357
733	598	52:01.964	48.690	31.692	49.472	20	2:09.854
764	598	54:11.949	48.708	31.894	49.383	21	2:09.985
796	598	56:23.759	49.784	31.699	50.327	22	2:11.810
826	598	58:33.892	49.413	31.384	49.336	23	2:10.133
832		59:02.556					FINISH
862	598	[IN] 1h01:10.046	57.453	35.381	1:03.320	24	



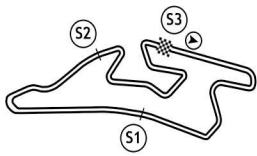
Seq	Num	Heure	Secteur 1	Secteur 2	Secteur 3	Tour	Temps
609 G.M.SPORT							
1							START
15	609	[OUT] 2:26.099					
43	609	4:33.049		32.106	47.714	1	
81	609	6:38.510	47.963	30.721	46.777	2	2:05.461
114	609	8:43.835	47.234	31.156	46.935	3	2:05.325
145	609	10:49.308	47.095	31.125	47.253	4	2:05.473
178	609	12:54.527	47.237	31.036	46.946	5	2:05.219
210	609	[IN] 15:05.993	47.941	32.194	51.331	6	
264	609	[OUT] 18:42.709				6	3:36.716
291	609	20:50.554		32.668	49.427	7	
322	609	22:58.420	48.925	31.280	47.661	8	2:07.866
355	609	25:05.156	48.172	31.130	47.434	9	2:06.736
388	609	27:11.722	48.028	31.086	47.452	10	2:06.566
422	609	29:17.822	47.962	30.959	47.179	11	2:06.100
452	609	31:23.266	47.613	30.939	46.892	12	2:05.444
483	609	33:29.123	47.727	31.018	47.112	13	2:05.857
514	609	[IN] 35:40.185	47.996	31.609	51.457	14	
559	609	[OUT] 38:50.202				14	3:10.017
583	609	40:59.504		33.947	50.886	15	
615	609	43:11.283	47.156	30.934	53.689	16	2:11.779
645	609	45:18.704	46.966	31.834	48.621	17	2:07.421
673	609	47:25.064	47.438	31.581	47.341	18	2:06.360
700	609	49:30.542	47.159	31.167	47.152	19	2:05.478
727	609	51:36.372	47.413	31.257	47.160	20	2:05.830
756	609	53:42.531	47.766	30.965	47.428	21	2:06.159
787	609	55:47.596	47.198	30.813	47.054	22	2:05.065
812	609	57:53.099	47.362	30.779	47.362	23	2:05.503
832		59:02.556					FINISH
845	609	[IN] 1h00:04.776	46.919	32.015	52.743	24	



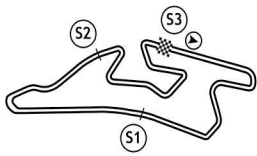
Seq	Num	Heure	Secteur 1	Secteur 2	Secteur 3	Tour	Temps
617 ESPACE RACING							
1							START
122	617	9:10.144		32.375	48.205	1	
155	617	11:14.550	46.745	31.254	46.407	2	2:04.406
217	617	[IN] 15:25.617	46.787	30.920	2:53.360	3	
262	617	[OUT] 18:40.406				3	3:14.789
289	617	20:46.097		32.061	47.519	4	
352	617	24:57.231	47.478	2:36.580	47.076	5	4:11.134
385	617	27:02.853	47.374	31.126	47.122	6	2:05.622
418	617	29:09.256			47.967	7	2:06.403
450	617	31:14.496	47.546	31.003	46.691	8	2:05.240
480	617	33:20.748				9	2:06.252
510	617	[IN] 35:28.592			2:55.511	10	
641	617	[OUT] 45:00.357				10	9:31.765
668	617	47:02.878		31.350	46.916	11	
695	617	49:13.659	47.552	31.063	52.166	12	2:10.781
723	617	51:20.001	48.141	31.061	47.140	13	2:06.342
749	617	53:26.312	47.465	31.396	47.450	14	2:06.311
779	617	55:34.171	49.261			15	2:07.859
808	617	57:39.362	47.067	30.912	47.212	16	2:05.191
832		59:02.556					FINISH
839	617	59:45.138	47.645			17	2:05.776



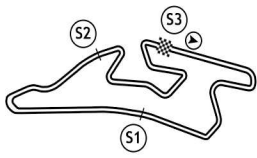
Seq	Num	Heure	Secteur 1	Secteur 2	Secteur 3	Tour	Temps
714 MARTIAL COMPETITION							
1							START
23	714	[OUT] 3:19.579					
61	714	5:26.001		32.756	48.219	1	
97	714	7:34.317	48.926	31.758	47.632	2	2:08.316
132	714	9:42.684	48.893	32.104	47.370	3	2:08.367
166	714	11:51.731	48.537	32.108	48.402	4	2:09.047
198	714	14:01.315	48.700	31.968	48.916	5	2:09.584
229	714	16:09.553	48.456	31.976	47.806	6	2:08.238
258	714	[IN] 18:23.445	49.154	32.080	52.658	7	
307	714	[OUT] 21:54.471				7	3:31.026
342	714	24:06.403		32.546	49.062	8	
375	714	26:19.834	50.143	34.213	49.075	9	2:13.431
407	714	28:30.782	49.491	32.387	49.070	10	2:10.948
442	714	30:40.318	49.035	31.958	48.543	11	2:09.536
475	714	32:50.133	49.247	31.918	48.650	12	2:09.815
506	714	34:59.361	49.438	31.937	47.853	13	2:09.228
537	714	37:08.947	49.051	31.575	48.960	14	2:09.586
567	714	39:19.855	50.309	32.100	48.499	15	2:10.908
595	714	[IN] 41:32.999	49.245	31.792	52.107	16	
640	714	[OUT] 44:55.634				16	3:22.635
670	714	47:10.679		33.948	52.630	17	
698	714	49:25.099	50.515	34.165	49.740	18	2:14.420
729	714	51:39.879	51.784	33.863	49.133	19	2:14.780
762	714	53:56.634	50.675	33.682	52.398	20	2:16.755
794	714	56:09.776	49.483	33.555	50.104	21	2:13.142
823	714	58:22.607	49.432	33.358	50.041	22	2:12.831
832		59:02.556					FINISH
854	714	1h00:32.984	49.552	32.936	47.889	23	2:10.377



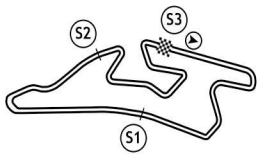
Seq	Num	Heure	Secteur 1	Secteur 2	Secteur 3	Tour	Temps
800 SRC							
1							START
6	800	[OUT] 1:16.433					
28	800	3:52.165		47.526	52.139	1	
69	800	6:08.296	54.027	33.178	48.926	2	2:16.131
108	800	8:21.992	50.540	34.457	48.699	3	2:13.696
142	800	10:31.565	49.001	32.384	48.188	4	2:09.573
175	800	[IN] 12:50.218	50.861	33.694	54.098	5	
230	800	[OUT] 16:10.527				5	3:20.309
257	800	18:23.163		33.762	50.366	6	
286	800	20:38.490	52.756	33.689	48.882	7	2:15.327
318	800	22:50.431	50.598	32.493	48.850	8	2:11.941
353	800	25:01.616	50.558	32.258	48.369	9	2:11.185
389	800	27:12.927	49.872	32.697	48.742	10	2:11.311
423	800	29:23.404	49.501	32.376	48.600	11	2:10.477
456	800	31:34.955	50.244	32.817	48.490	12	2:11.551
491	800	[IN] 33:55.843	50.292	34.443	56.153	13	
539	800	[OUT] 37:14.984				13	3:19.141
569	800	39:30.238		34.606	52.177	14	
596	800	41:45.771	51.111	34.047	50.375	15	2:15.533
625	800	44:01.256	50.873	33.255	51.357	16	2:15.485
656	800	46:13.198	50.367	32.450	49.125	17	2:11.942
683	800	48:25.240	49.795	33.290	48.957	18	2:12.042
713	800	50:38.981	51.143	33.423	49.175	19	2:13.741
743	800	52:51.512	50.884	32.717	48.930	20	2:12.531
774	800	55:02.537	49.656	32.687	48.682	21	2:11.025
804	800	57:13.898	50.064	32.915	48.382	22	2:11.361
832		59:02.556					FINISH
836	800	59:25.723	50.011	32.603	49.211	23	2:11.825



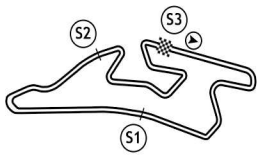
Seq	Num	Heure	Secteur 1	Secteur 2	Secteur 3	Tour	Temps
801 MONTBELIARD							
1							START
12	801	[OUT] 1:58.105					
33	801	4:04.800		33.921	47.563	1	
71	801	6:12.401	48.318	31.786	47.497	2	2:07.601
107	801	8:20.433	48.304	32.052	47.676	3	2:08.032
139	801	10:28.741	48.181	31.887	48.240	4	2:08.308
173	801	12:36.930	48.651	32.167	47.371	5	2:08.189
206	801	[IN] 14:53.194	49.352	34.821	52.091	6	
256	801	[OUT] 18:18.463				6	3:25.269
282	801	20:31.686		34.630	48.554	7	
314	801	22:40.152	48.790	32.287	47.389	8	2:08.466
349	801	24:48.172	48.214	32.114	47.692	9	2:08.020
383	801	26:56.050	48.439	32.030	47.409	10	2:07.878
417	801	29:04.127	48.246	32.231	47.600	11	2:08.077
461	801	[IN] 31:46.888	1:02.660	45.270	54.831	12	
832		59:02.556					FINISH



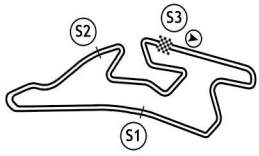
Seq	Num	Heure	Secteur 1	Secteur 2	Secteur 3	Tour	Temps
802 MONTBELIARD							
1							START
14	802	[OUT] 2:10.889					
39	802	4:18.498		33.393	48.650	1	
77	802	6:29.603	50.003	32.352	48.750	2	2:11.105
111	802	8:38.267	48.726	32.166	47.772	3	2:08.664
144	802	10:47.708	49.108	32.688	47.645	4	2:09.441
179	802	12:56.809	48.971	32.471	47.659	5	2:09.101
209	802	15:06.325	48.836	32.409	48.271	6	2:09.516
239	802	17:16.244	49.334	32.640	47.945	7	2:09.919
271	802	[IN] 19:29.284	48.970	32.562	51.508	8	
324	802	[OUT] 22:59.387				8	3:30.103
358	802	25:10.571		32.455	48.326	9	
390	802	27:19.678	48.869	32.360	47.878	10	2:09.107
425	802	29:29.243	49.125	32.771	47.669	11	2:09.565
458	802	31:38.973	48.557	33.392	47.781	12	2:09.730
488	802	33:48.081	48.814	32.376	47.918	13	2:09.108
519	802	35:57.081	48.894	32.341	47.765	14	2:09.000
547	802	38:06.046	48.915	32.253	47.797	15	2:08.965
575	802	40:15.163	48.976	32.210	47.931	16	2:09.117
605	802	42:24.664	49.526	32.542	47.433	17	2:09.501
639	802	[IN] 44:49.737	51.252	39.013	54.808	18	
697	802	[OUT] 49:20.145				18	4:30.408
724	802	51:27.010		32.616	48.602	19	
753	802	53:37.054	49.485	32.724	47.835	20	2:10.044
785	802	55:45.779	48.709	32.480	47.536	21	2:08.725
815	802	57:55.208	48.726	32.619	48.084	22	2:09.429
832		59:02.556					FINISH
843	802	1h00:04.719	49.118	32.747	47.646	23	2:09.511



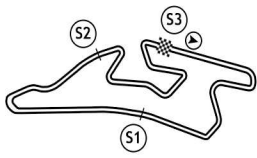
Seq	Num	Heure	Secteur 1	Secteur 2	Secteur 3	Tour	Temps
803 MONTBELIARD							
	1						START
17	803	[OUT] 2:32.889					
48	803	4:43.624		34.014	50.765	1	
86	803	6:57.637	50.936	33.220	49.857	2	2:14.013
123	803	9:12.213	50.214	33.291	51.071	3	2:14.576
158	803	11:23.393	49.791	32.867	48.522	4	2:11.180
192	803	13:35.082	50.490	32.654	48.545	5	2:11.689
223	803	15:45.789	49.666	32.707	48.334	6	2:10.707
250	803	17:56.787	49.692	32.783	48.523	7	2:10.998
279	803	20:07.425	49.465	32.802	48.371	8	2:10.638
311	803	22:19.295	50.221	32.822	48.827	9	2:11.870
346	803	24:30.430	49.224	33.599	48.312	10	2:11.135
380	803	26:41.192	49.215	32.989	48.558	11	2:10.762
415	803	[IN] 28:56.189	51.241	33.992	49.764	12	
467	803	[OUT] 32:10.824				12	3:14.635
498	803	34:22.905		34.209	50.253	13	
528	803	36:36.839	50.723	33.634	49.577	14	2:13.934
558	803	38:49.908	50.116	33.552	49.401	15	2:13.069
585	803	41:02.524	49.810	33.177	49.629	16	2:12.616
617	803	43:19.120	50.547	34.944	51.105	17	2:16.596
649	803	45:31.340	50.151	33.117	48.952	18	2:12.220
678	803	47:45.363	51.585	33.315	49.123	19	2:14.023
705	803	49:59.853	51.730	33.182	49.578	20	2:14.490
736	803	52:12.815	49.881	33.441	49.640	21	2:12.962
766	803	54:25.356	49.717	33.464	49.360	22	2:12.541
798	803	56:37.119	49.497	33.086	49.180	23	2:11.763
829	803	58:48.809	49.931	33.237	48.522	24	2:11.690
832		59:02.556					FINISH
859	803	1h00:59.660	49.166	32.911	48.774	25	2:10.851



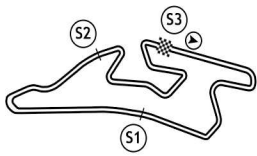
Seq	Num	Heure	Secteur 1	Secteur 2	Secteur 3	Tour	Temps
804 TEAM BERNARD RACING							
1							START
35	804	[OUT] 4:12.454					
76	804	6:29.253		33.691	51.545	1	
113	804	8:40.119	49.646	32.519	48.701	2	2:10.866
147	804	10:50.707	49.543	32.360	48.685	3	2:10.588
181	804	13:01.433	48.883	33.514	48.329	4	2:10.726
213	804	15:12.416	49.377	32.612	48.994	5	2:10.983
241	804	17:23.095	49.036	32.913	48.730	6	2:10.679
274	804	[IN] 19:37.939	50.187	32.744	51.913	7	
327	804	[OUT] 23:14.703				7	3:36.764
361	804	25:25.747		33.878	49.806	8	
397	804	27:37.413	50.379	32.598	48.689	9	2:11.666
431	804	29:49.652	49.597	32.831	49.811	10	2:12.239
465	804	32:01.653	49.053	34.192	48.756	11	2:12.001
496	804	34:11.781	49.184	32.505	48.439	12	2:10.128
526	804	36:21.725	48.897	32.466	48.581	13	2:09.944
557	804	[IN] 38:37.567	49.722	34.104	52.016	14	
597	804	[OUT] 41:46.897				14	3:09.330
624	804	44:00.439		34.680	50.852	15	
657	804	46:16.357	50.925	34.137	50.856	16	2:15.918
686	804	48:32.997	50.936	34.416	51.288	17	2:16.640
716	804	50:50.042	51.699	34.896	50.450	18	2:17.045
746	804	53:07.562	52.026	34.258	51.236	19	2:17.520
778	804	55:26.430	53.043	34.683	51.142	20	2:18.868
809	804	57:45.476	52.826	35.386	50.834	21	2:19.046
832		59:02.556					FINISH
842	804	1h00:03.898	52.283	35.008	51.131	22	2:18.422



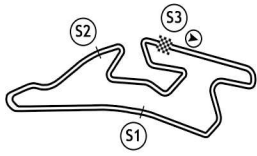
Seq	Num	Heure	Secteur 1	Secteur 2	Secteur 3	Tour	Temps
805 TEAM BERNARD RACING							
1							START
63	805	5:42.253				1	
232	805	[OUT] 16:17.164				1	
259	805	18:25.301		32.874	48.106	2	
284	805	20:35.507	50.252	32.318	47.636	3	2:10.206
317	805	22:46.494	48.769	33.037	49.181	4	2:10.987
832		59:02.556					FINISH



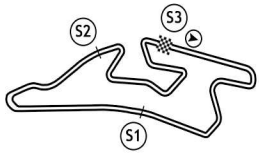
Seq	Num	Heure	Secteur 1	Secteur 2	Secteur 3	Tour	Temps
806 TEAM BERNARD RACING							
1							START
25	806	[OUT] 3:29.441					
64	806	5:49.566		35.374	51.146	1	
101	806	8:09.453	54.612	34.560	50.715	2	2:19.887
141	806	10:29.390	53.624	34.345	51.968	3	2:19.937
176	806	12:50.827	55.217	35.337	50.883	4	2:21.437
212	806	15:12.126	54.448	34.903	51.948	5	2:21.299
244	806	17:32.267	52.758	35.885	51.498	6	2:20.141
278	806	[IN] 19:56.973	53.722	36.153	54.831	7	
339	806	[OUT] 23:48.461				7	3:51.488
373	806	26:10.138		35.938	53.160	8	
408	806	28:33.458	53.926	35.654	53.740	9	2:23.320
444	806	30:55.094	53.740	35.545	52.351	10	2:21.636
479	806	33:18.962	56.130	35.628	52.110	11	2:23.868
515	806	35:41.685	54.828	35.580	52.315	12	2:22.723
546	806	38:04.243	54.408	36.582	51.568	13	2:22.558
578	806	40:25.639	54.171	35.565	51.660	14	2:21.396
611	806	42:48.529	54.940	35.425	52.525	15	2:22.890
643	806	45:08.829	53.415	35.247	51.638	16	2:20.300
675	806	47:30.966	53.816	35.841	52.480	17	2:22.137
703	806	49:50.503	52.744	35.404	51.389	18	2:19.537
735	806	52:11.409	53.632	35.613	51.661	19	2:20.906
770	806	54:34.672	53.383	35.432	54.448	20	2:23.263
802	806	56:55.492	53.207	35.866	51.747	21	2:20.820
832		59:02.556					FINISH
834	806	59:16.508	53.948	35.791	51.277	22	2:21.016



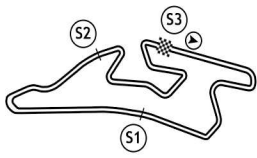
Seq	Num	Heure	Secteur 1	Secteur 2	Secteur 3	Tour	Temps
808 GENERATION STUNT							
1							START
38	808	[OUT] 4:17.295					
75	808	6:28.607		33.070	49.111	1	
112	808	8:39.349	49.604	32.846	48.292	2	2:10.742
146	808	10:49.977	49.550	32.521	48.557	3	2:10.628
180	808	12:59.088	49.073	32.374	47.664	4	2:09.111
211	808	15:08.720	49.211	32.494	47.927	5	2:09.632
240	808	17:18.086	49.177	32.496	47.693	6	2:09.366
273	808	[IN] 19:32.232	49.118	32.777	52.251	7	
313	808	[OUT] 22:34.223				7	3:01.991
348	808	24:41.715		32.947	48.992	8	
382	808	26:52.508	49.704	32.623	48.466	9	2:10.793
416	808	29:02.614	49.397	32.325	48.384	10	2:10.106
449	808	31:12.572	48.855	32.667	48.436	11	2:09.958
482	808	[IN] 33:26.938	49.314	32.583	52.469	12	
527	808	[OUT] 36:28.263				12	3:01.325
556	808	38:36.143		32.816	48.271	13	
581	808	40:45.427	49.088	32.398	47.798	14	2:09.284
612	808	42:54.033	48.906	32.302	47.398	15	2:08.606
642	808	45:02.558	48.870	32.336	47.319	16	2:08.525
671	808	[IN] 47:14.679	49.679	32.902	49.540	17	
709	808	[OUT] 50:17.993				17	3:03.314
739	808	52:25.147		32.647	48.457	18	
771	808	54:35.260	49.430	32.568	48.115	19	2:10.113
801	808	56:44.672	48.855	32.371	48.186	20	2:09.412
830	808	58:55.418	49.103	32.351	49.292	21	2:10.746
832		59:02.556					FINISH
860	808	1h01:06.921	49.641	32.537	49.325	22	2:11.503



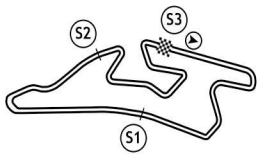
Seq	Num	Heure	Secteur 1	Secteur 2	Secteur 3	Tour	Temps
819 MP COMPETITION							
1							START
20	819	[OUT] 2:51.237					
55	819	5:06.914		35.918	49.117	1	
94	819	7:19.407	50.861	33.117	48.515	2	2:12.493
129	819	9:29.786	49.088	32.907	48.384	3	2:10.379
162	819	11:40.679	49.127	32.765	49.001	4	2:10.893
195	819	13:50.598	49.156	32.813	47.950	5	2:09.919
228	819	[IN] 16:05.762	49.663	32.801	52.700	6	
268	819	[OUT] 19:14.773				6	3:09.011
301	819	21:23.794		34.136	48.971	7	
334	819	23:36.137	50.201	33.159	48.983	8	2:12.343
367	819	25:49.199	50.191	33.302	49.569	9	2:13.062
402	819	28:00.702	50.250	32.881	48.372	10	2:11.503
438	819	30:12.712	50.576	32.971	48.463	11	2:12.010
472	819	32:23.981	50.030	32.870	48.369	12	2:11.269
501	819	34:35.924	50.662	32.823	48.458	13	2:11.943
530	819	36:47.904	50.007	33.040	48.933	14	2:11.980
561	819	39:00.089	50.701	32.975	48.509	15	2:12.185
589	819	[IN] 41:14.849	50.354	33.142	51.264	16	
632	819	[OUT] 44:35.323				16	3:20.474
661	819	46:42.605		32.577	48.133	17	
690	819	48:51.634	48.888	32.319	47.822	18	2:09.029
718	819	51:00.479	48.323	32.741	47.781	19	2:08.845
747	819	53:08.553	48.296	32.129	47.649	20	2:08.074
777	819	55:16.991	48.776	32.478	47.184	21	2:08.438
807	819	57:24.950	48.298	32.159	47.502	22	2:07.959
832		59:02.556					FINISH
838	819	59:42.771	49.867	37.607	50.347	23	2:17.821



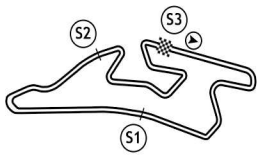
Seq	Num	Heure	Secteur 1	Secteur 2	Secteur 3	Tour	Temps
828 RG RACING TEAM							
1							START
5	828	[OUT] 1:07.711					
26	828	3:29.946		38.953	53.064	1	
62	828	5:41.112	50.326	32.637	48.203	2	2:11.166
98	828	7:49.918	48.676	32.336	47.794	3	2:08.806
133	828	9:58.327	48.627	32.247	47.535	4	2:08.409
167	828	12:06.795	48.643	32.123	47.702	5	2:08.468
199	828	14:15.453	48.477	32.280	47.901	6	2:08.658
233	828	16:23.543	48.334	32.126	47.630	7	2:08.090
261	828	[IN] 18:37.118	48.931	33.720	50.924	8	
308	828	[OUT] 22:07.705				8	3:30.587
343	828	24:17.147		33.466	48.614	9	
378	828	26:31.966	50.088	35.464	49.267	10	2:14.819
412	828	28:43.755	49.508	32.981	49.300	11	2:11.789
447	828	[IN] 31:00.802	51.313	33.222	52.512	12	
503	828	[OUT] 34:51.817				12	3:51.015
535	828	37:02.044		36.770	48.591	13	
566	828	39:10.402	48.529	32.005	47.824	14	2:08.358
591	828	41:18.630	48.365	31.958	47.905	15	2:08.228
621	828	[IN] 43:32.562	48.813	34.196	50.923	16	
665	828	[OUT] 46:56.095				16	3:23.533
692	828	49:05.799		33.225	48.666	17	
721	828	51:16.828	49.790	33.098	48.141	18	2:11.029
752	828	53:29.031	49.518	33.652	49.033	19	2:12.203
782	828	55:39.855	49.936	32.815	48.073	20	2:10.824
817	828	58:02.484	54.099	38.881	49.649	21	2:22.629
832		59:02.556					FINISH
849	828	1h00:14.429	50.371	32.838	48.736	22	2:11.945



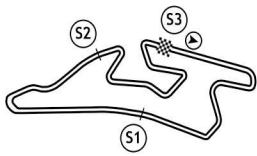
Seq	Num	Heure	Secteur 1	Secteur 2	Secteur 3	Tour	Temps
831 VOLANT CLUB 31							
1							START
8	831	[OUT] 1:32.340					
32	831	4:00.828		39.885	50.059	1	
70	831	6:09.507	48.533	32.417	47.729	2	2:08.679
106	831	8:19.661	49.087	32.695	48.372	3	2:10.154
140	831	10:29.094	48.482	32.746	48.205	4	2:09.433
174	831	12:38.262	48.920	32.562	47.686	5	2:09.168
205	831	14:47.262	48.710	32.352	47.938	6	2:09.000
236	831	[IN] 16:58.073	48.662	32.984	49.165	7	
280	831	[OUT] 20:08.858				7	3:10.785
310	831	22:18.452		33.833	49.427	8	
345	831	24:29.258	49.356	33.587	47.863	9	2:10.806
379	831	26:39.746	49.475	33.209	47.804	10	2:10.488
413	831	28:49.816	49.072	33.095	47.903	11	2:10.070
446	831	31:00.529	49.722	32.705	48.286	12	2:10.713
477	831	33:11.170	49.664	33.187	47.790	13	2:10.641
507	831	35:21.598	49.172	33.341	47.915	14	2:10.428
540	831	37:32.082	49.460	33.306	47.718	15	2:10.484
570	831	39:42.377	49.313	33.298	47.684	16	2:10.295
598	831	41:52.122	49.052	33.093	47.600	17	2:09.745
627	831	[IN] 44:14.483	52.564	35.260	54.537	18	
672	831	[OUT] 47:18.155				18	3:03.672
699	831	49:25.489		32.951	48.411	19	
726	831	51:35.313	49.397	32.653	47.774	20	2:09.824
757	831	53:44.650	48.629	32.512	48.196	21	2:09.337
788	831	55:53.221	48.345	32.649	47.577	22	2:08.571
818	831	58:02.952	49.018	32.950	47.763	23	2:09.731
832		59:02.556					FINISH
848	831	1h00:12.421	48.927	32.656	47.886	24	2:09.469



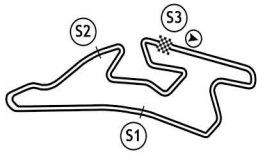
Seq	Num	Heure	Secteur 1	Secteur 2	Secteur 3	Tour	Temps
837 HRC							
1							START
42	837	[OUT] 4:28.820					
80	837	6:38.203		33.341	49.120	1	
117	837	8:51.224	50.645	33.115	49.261	2	2:13.021
151	837	11:02.796	50.716	32.498	48.358	3	2:11.572
185	837	13:15.101	49.598	32.859	49.848	4	2:12.305
219	837	15:26.926	50.180	32.737	48.908	5	2:11.825
247	837	[IN] 17:38.872	50.098	33.121	48.727	6	
288	837	[OUT] 20:45.614				6	3:06.742
320	837	22:57.574		33.797	50.726	7	
357	837	25:09.508	51.167	32.553	48.214	8	2:11.934
393	837	27:21.487	50.112	33.026	48.841	9	2:11.979
428	837	29:32.753	49.502	32.740	49.024	10	2:11.266
460	837	31:42.693	49.072	32.580	48.288	11	2:09.940
490	837	33:53.686	49.630	32.728	48.635	12	2:10.993
521	837	36:05.633	50.285	33.174	48.488	13	2:11.947
551	837	[IN] 38:17.020	49.384	32.803	49.200	14	
593	837	[OUT] 41:18.899				14	3:01.879
623	837	43:37.237		33.819	49.112	15	
653	837	45:48.611	49.780	32.962	48.632	16	2:11.374
681	837	48:00.561	49.655	32.514	49.781	17	2:11.950
708	837	50:10.770	49.276	32.600	48.333	18	2:10.209
738	837	52:20.848	48.954	32.600	48.524	19	2:10.078
769	837	54:32.727	49.286	32.706	49.887	20	2:11.879
800	837	56:42.566	49.148	32.568	48.123	21	2:09.839
831	837	58:56.096	49.394	32.835	51.301	22	2:13.530
832		59:02.556					FINISH
861	837	1h01:07.189	49.782	32.442	48.869	23	2:11.093



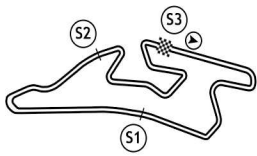
Seq	Num	Heure	Secteur 1	Secteur 2	Secteur 3	Tour	Temps
838 HRC							
	1						START
44	838	[OUT] 4:33.953					
87	838	7:01.754		37.707	52.405	1	
127	838	9:22.554	53.794	36.050	50.956	2	2:20.800
163	838	11:42.196	53.317	34.806	51.519	3	2:19.642
197	838	13:59.683	52.531	34.898	50.058	4	2:17.487
231	838	16:17.279	53.017	34.663	49.916	5	2:17.596
260	838	18:32.281	51.481	34.106	49.415	6	2:15.002
292	838	20:52.084	51.321	34.307	54.175	7	2:19.803
328	838	[IN] 23:15.587	54.663	36.389	52.451	8	
377	838	[OUT] 26:30.578				8	3:14.991
411	838	28:43.188		34.625	50.458	9	
445	838	30:57.785	51.057	33.618	49.922	10	2:14.597
478	838	33:13.747	51.687	34.671	49.604	11	2:15.962
508	838	35:28.142	50.111	34.021	50.263	12	2:14.395
541	838	37:44.469	51.120	34.062	51.145	13	2:16.327
572	838	39:59.372	51.062	33.803	50.038	14	2:14.903
602	838	42:12.882	50.710	33.444	49.356	15	2:13.510
631	838	44:28.186	51.912	33.697	49.695	16	2:15.304
662	838	[IN] 46:43.405	50.834	34.070	50.315	17	
728	838	[OUT] 51:38.527				17	4:55.122
759	838	53:51.346		34.371	49.645	18	
792	838	56:06.442	52.482	33.688	48.926	19	2:15.096
824	838	58:23.462	52.058	35.069	49.893	20	2:17.020
832		59:02.556					FINISH
856	838	1h00:36.899	51.126	33.653	48.658	21	2:13.437



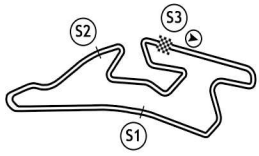
Seq	Num	Heure	Secteur 1	Secteur 2	Secteur 3	Tour	Temps
839 CHAMPAGNOLE							
1							START
46	839	[OUT] 4:35.430					
83	839	6:44.785		32.756	47.466	1	
119	839	8:53.843	49.183	32.365	47.510	2	2:09.058
152	839	11:03.442	49.372	32.260	47.967	3	2:09.599
183	839	13:13.677	49.544	32.716	47.975	4	2:10.235
216	839	15:23.525	49.413	32.693	47.742	5	2:09.848
251	839	[IN] 17:58.060	57.814	39.502	57.219	6	
297	839	[OUT] 21:12.433				6	3:14.373
332	839	23:26.568		34.126	50.028	7	
365	839	25:38.625	49.863	33.436	48.758	8	2:12.057
399	839	27:52.429	49.617	32.855	51.332	9	2:13.804
435	839	30:03.679	49.834	32.777	48.639	10	2:11.250
470	839	32:15.335	49.849	33.443	48.364	11	2:11.656
499	839	34:26.476	49.678	32.912	48.551	12	2:11.141
529	839	36:38.404	49.745	33.242	48.941	13	2:11.928
560	839	38:50.650	49.756	33.212	49.278	14	2:12.246
586	839	41:03.175	50.049	33.054	49.422	15	2:12.525
616	839	43:15.701	50.763	33.125	48.638	16	2:12.526
648	839	[IN] 45:30.717	49.609	33.268	52.139	17	
687	839	[OUT] 48:40.877				17	3:10.160
715	839	50:47.585		32.775	48.317	18	
744	839	52:57.324	49.082	32.903	47.754	19	2:09.739
776	839	55:08.432	49.132	33.106	48.870	20	2:11.108
806	839	57:17.299	48.858	32.399	47.610	21	2:08.867
832		59:02.556					FINISH
837	839	59:27.369	49.329	32.835	47.906	22	2:10.070



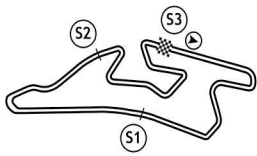
Seq	Num	Heure	Secteur 1	Secteur 2	Secteur 3	Tour	Temps
840 TEAM PICA							
1							START
36	840	[OUT] 4:15.004					
78	840	6:34.644		34.349	50.697	1	
115	840	8:49.789	51.058	33.700	50.387	2	2:15.145
153	840	11:08.246	53.153	34.543	50.761	3	2:18.457
190	840	13:25.627	51.403	34.170	51.808	4	2:17.381
224	840	[IN] 15:45.921	51.227	33.874	55.193	5	
267	840	[OUT] 19:09.714				5	3:23.793
300	840	21:22.392		34.198	50.913	6	
336	840	23:42.461	53.116	34.110	52.843	7	2:20.069
371	840	26:05.553	51.520	38.059	53.513	8	2:23.092
406	840	28:22.473	52.704	33.839	50.377	9	2:16.920
441	840	[IN] 30:40.096	51.188	33.581	52.854	10	
493	840	[OUT] 34:00.859				10	3:20.763
524	840	36:16.994		34.365	51.753	11	
555	840	38:32.883	52.131	33.598	50.160	12	2:15.889
582	840	40:47.683	50.882	33.481	50.437	13	2:14.800
613	840	43:01.641	50.547	33.311	50.100	14	2:13.958
646	840	[IN] 45:25.024	52.467	33.842	57.074	15	
689	840	[OUT] 48:49.122				15	3:24.098
719	840	51:05.080		36.867	50.920	16	
748	840	53:21.648	52.335	34.556	49.677	17	2:16.568
781	840	55:38.447	51.411	34.383	51.005	18	2:16.799
813	840	57:53.946	51.880	33.460	50.159	19	2:15.499
832		59:02.556					FINISH
847	840	1h00:09.404	52.631	33.454	49.373	20	2:15.458



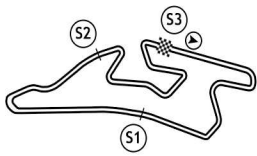
Seq	Num	Heure	Secteur 1	Secteur 2	Secteur 3	Tour	Temps
844 AZUR RENT							
1							START
4	844	[OUT] 54.925					
29	844	3:54.092		52.752	52.462	1	
67	844	6:03.682	49.991	32.107	47.492	2	2:09.590
103	844	8:11.832	48.283	32.079	47.788	3	2:08.150
138	844	10:20.245	48.752	31.662	47.999	4	2:08.413
172	844	12:27.974	48.264	31.753	47.712	5	2:07.729
204	844	[IN] 14:45.332	49.688	33.812	53.858	6	
254	844	[OUT] 18:06.189				6	3:20.857
283	844	20:33.519		34.851	51.100	7	
316	844	22:46.039	50.114	33.152	49.254	8	2:12.520
351	844	24:56.722	50.353	32.038	48.292	9	2:10.683
386	844	27:06.286	49.467	31.984	48.113	10	2:09.564
421	844	29:16.203	48.616	32.053	49.248	11	2:09.917
453	844	31:24.726	48.854	32.194	47.475	12	2:08.523
484	844	33:32.501	48.528	32.012	47.235	13	2:07.775
513	844	35:40.195	48.297	32.163	47.234	14	2:07.694
543	844	[IN] 37:53.048	49.097	32.476	51.280	15	
584	844	[OUT] 41:01.036				15	3:07.988
614	844	43:07.977		32.335	49.120	16	
644	844	45:18.115	49.396	32.429	48.313	17	2:10.138
674	844	47:28.449	49.780	32.370	48.184	18	2:10.334
701	844	49:37.365	48.863	32.448	47.605	19	2:08.916
732	844	51:50.423	49.033	32.636	51.389	20	2:13.058
763	844	53:58.810	48.631	32.173	47.583	21	2:08.387
793	844	56:08.160	48.552	32.589	48.209	22	2:09.350
822	844	58:16.844	48.988	32.244	47.452	23	2:08.684
832		59:02.556					FINISH
852	844	1h00:25.911	49.291	32.314	47.462	24	2:09.067



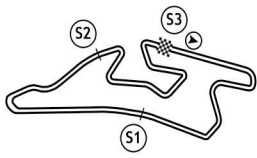
Seq	Num	Heure	Secteur 1	Secteur 2	Secteur 3	Tour	Temps
849 MRG RACING							
	1						START
18	849	[OUT] 2:40.467					
50	849	4:53.406				1	
295	849	[OUT] 21:01.557				1	
330	849	23:17.872		34.378	52.288	2	
363	849	25:35.109	51.306	34.287	51.644	3	2:17.237
401	849	27:52.570	51.188	34.138	52.135	4	2:17.461
437	849	30:08.834	52.056	33.577	50.631	5	2:16.264
471	849	32:22.882	51.236	33.536	49.276	6	2:14.048
502	849	34:37.860	51.359	34.175	49.444	7	2:14.978
532	849	36:51.384	50.867	33.541	49.116	8	2:13.524
563	849	39:03.856	50.213	33.391	48.868	9	2:12.472
592	849	[IN] 41:18.632	50.669	33.460	50.647	10	
635	849	[OUT] 44:42.040				10	3:23.408
664	849	46:55.720		35.356	51.874	11	
693	849	49:10.099	50.997	33.616	49.766	12	2:14.379
725	849	51:28.804	53.191	34.090	51.424	13	2:18.705
758	849	53:45.954	51.050	33.817	52.283	14	2:17.150
789	849	56:00.212	50.530	33.934	49.794	15	2:14.258
821	849	58:15.120	51.679	33.534	49.695	16	2:14.908
832		59:02.556					FINISH
853	849	1h00:30.269	52.052	33.694	49.403	17	2:15.149



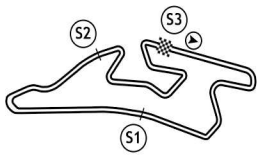
Seq	Num	Heure	Secteur 1	Secteur 2	Secteur 3	Tour	Temps
851 MRG RACING							
	1						START
16	851	[OUT] 2:29.541					
45	851	4:35.014		32.382	48.019	1	
82	851	6:43.484	48.857	32.053	47.560	2	2:08.470
118	851	8:51.748	48.522	32.188	47.554	3	2:08.264
148	851	10:59.915	48.577	32.090	47.500	4	2:08.167
182	851	13:07.865	48.360	32.085	47.505	5	2:07.950
214	851	15:15.807	48.340	32.001	47.601	6	2:07.942
242	851	17:23.552	48.406	31.933	47.406	7	2:07.745
272	851	19:31.361	48.280	31.991	47.538	8	2:07.809
304	851	21:39.002	48.258	31.955	47.428	9	2:07.641
338	851	23:46.648	48.217	32.205	47.224	10	2:07.646
370	851	[IN] 26:04.148	49.412	36.421	51.667	11	
424	851	[OUT] 29:25.125				11	3:20.977
454	851	31:30.330		32.337	47.729	12	
485	851	33:38.799	48.613	32.000	47.856	13	2:08.469
516	851	35:46.935	48.257	32.135	47.744	14	2:08.136
544	851	37:55.801	48.737	32.257	47.872	15	2:08.866
574	851	40:05.751	48.477	32.561	48.912	16	2:09.950
603	851	42:13.884	48.427	31.921	47.785	17	2:08.133
630	851	44:25.233	50.457	32.674	48.218	18	2:11.349
660	851	46:33.279	48.230	32.065	47.751	19	2:08.046
688	851	48:41.640	48.542	32.018	47.801	20	2:08.361
717	851	50:50.437	48.466	32.124	48.207	21	2:08.797
745	851	52:59.070	48.666	32.208	47.759	22	2:08.633
775	851	55:07.811	48.257	32.069	48.415	23	2:08.741
805	851	57:16.234	48.389	32.124	47.910	24	2:08.423
832		59:02.556					FINISH
835	851	59:24.645	48.381	32.181	47.849	25	2:08.411



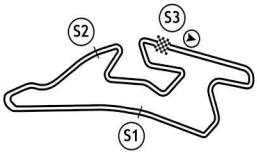
Seq	Num	Heure	Secteur 1	Secteur 2	Secteur 3	Tour	Temps
855 TEAM VILLEFRANCHE							
1							START
40	855	[OUT] 4:19.582					
74	855	6:27.020		32.007	48.660	1	
109	855	8:35.578	48.348	32.165	48.045	2	2:08.558
143	855	10:44.043	48.408	32.290	47.767	3	2:08.465
177	855	12:52.206	48.472	32.019	47.672	4	2:08.163
208	855	14:59.442	47.965	32.051	47.220	5	2:07.236
237	855	[IN] 17:10.860	48.095	32.439	50.884	6	
285	855	[OUT] 20:35.742				6	3:24.882
315	855	22:42.033		32.289	48.463	7	
350	855	24:51.277	48.880	32.454	47.910	8	2:09.244
384	855	26:59.830	48.887	32.129	47.537	9	2:08.553
419	855	29:10.386	48.687	32.133	49.736	10	2:10.556
455	855	31:31.390	48.676	36.994	55.334	11	2:21.004
486	855	33:40.476	48.862	32.112	48.112	12	2:09.086
517	855	35:48.528	48.583	31.839	47.630	13	2:08.052
548	855	[IN] 38:06.606	50.554	34.785	52.739	14	
594	855	[OUT] 41:29.072				14	3:22.466
622	855	43:36.232		32.588	48.664	15	
652	855	45:46.382	49.811	32.343	47.996	16	2:10.150
679	855	47:55.835	49.632	32.040	47.781	17	2:09.453
707	855	50:07.828	50.635	33.186	48.172	18	2:11.993
737	855	52:18.047	49.863	32.413	47.943	19	2:10.219
767	855	54:28.095	49.615	32.590	47.843	20	2:10.048
799	855	56:37.952	49.711	32.155	47.991	21	2:09.857
828	855	58:47.309	48.783	32.770	47.804	22	2:09.357
832		59:02.556					FINISH
858	855	1h00:56.744	49.182	32.139	48.114	23	2:09.435



Seq	Num	Heure	Secteur 1	Secteur 2	Secteur 3	Tour	Temps
857 SITE DE POISSY							
1							START
3	857	[OUT] 48.420					
21	857	2:57.344		33.591	48.854	1	
56	857	5:07.415	49.074	32.605	48.392	2	2:10.071
93	857	7:16.599	48.794	32.461	47.929	3	2:09.184
128	857	9:25.080	48.526	32.428	47.527	4	2:08.481
161	857	11:33.775	48.842	32.359	47.494	5	2:08.695
194	857	13:42.566	48.659	32.536	47.596	6	2:08.791
226	857	15:51.031	48.465	32.419	47.581	7	2:08.465
252	857	[IN] 18:01.279	48.271	32.235	49.742	8	
302	857	[OUT] 21:30.242				8	3:28.963
337	857	23:44.184		33.881	50.670	9	
372	857	26:06.120	51.000	37.006	53.930	10	2:21.936
405	857	28:19.161	50.050	33.689	49.302	11	2:13.041
440	857	30:31.576	50.050	33.223	49.142	12	2:12.415
474	857	32:44.304	50.160	33.714	48.854	13	2:12.728
505	857	34:57.586	50.665	33.567	49.050	14	2:13.282
538	857	[IN] 37:13.656	50.114	33.254	52.702	15	
576	857	[OUT] 40:16.746				15	3:03.090
606	857	42:28.684		33.283	49.353	16	
634	857	44:39.852	49.716	32.828	48.624	17	2:11.168
663	857	46:52.992	49.568	32.723	50.849	18	2:13.140
691	857	49:04.965	50.073	33.280	48.620	19	2:11.973
720	857	51:15.772	49.553	32.988	48.266	20	2:10.807
751	857	53:28.537	49.512	33.887	49.366	21	2:12.765
784	857	55:43.546	50.928	33.145	50.936	22	2:15.009
814	857	57:54.590	49.522	32.654	48.868	23	2:11.044
832		59:02.556					FINISH
844	857	1h00:05.545	48.980	33.222	48.753	24	2:10.955



Seq	Num	Heure	Secteur 1	Secteur 2	Secteur 3	Tour	Temps
860 G.M.SPORT							
1							START
13	860	[OUT] 2:06.417					
34	860	4:09.616		31.717	46.000	1	
72	860	6:12.759	46.434	30.614	46.095	2	2:03.143
105	860	8:16.074	46.602	30.574	46.139	3	2:03.315
137	860	10:19.110	46.457	30.547	46.032	4	2:03.036
170	860	12:22.399	46.753	30.550	45.986	5	2:03.289
201	860	[IN] 14:27.319	46.728	30.933	47.259	6	
248	860	[OUT] 17:43.114				6	3:15.795
276	860	19:45.324		31.334	47.000	7	
306	860	21:49.914	47.132	30.943	46.515	8	2:04.590
340	860	23:53.956	46.682	31.018	46.342	9	2:04.042
369	860	25:58.707	46.755	31.656	46.340	10	2:04.751
403	860	28:02.234	46.707	30.959	45.861	11	2:03.527
436	860	30:07.170	47.294	30.817	46.825	12	2:04.936
468	860	32:12.400	47.018	31.264	46.948	13	2:05.230
497	860	[IN] 34:21.709	47.840	32.127	49.342	14	
604	860	[OUT] 42:22.146				14	8:00.437
629	860	44:22.026		30.604	46.409	15	
659	860	46:24.955	46.507	30.580	45.842	16	2:02.929
684	860	48:27.942	46.359	30.463	46.165	17	2:02.987
711	860	50:31.818	47.090	30.540	46.246	18	2:03.876
741	860	52:36.456	47.132	31.092	46.414	19	2:04.638
773	860	[IN] 55:02.012	52.813	40.797	51.946	20	
832		59:02.556					FINISH



Seq	Num	Heure	Secteur 1	Secteur 2	Secteur 3	Tour	Temps
896 TEAM VILLEFRANCHE							
1							START
7	896	[OUT] 1:24.993					
24	896	3:28.351		32.116	47.285	1	
84	896	[OUT] 6:46.056				1	
832		59:02.556					FINISH